



# VIDOH 2020 COVID-19 Response Report date: October 15, 2020



UNITED STATES VIRGIN ISLANDS  
Department of Health

## Contact Numbers: Hotline

Informational Hotline (non-medical 8am-8pm)  
Hosted by VITEMA: 340-715-6843

Potential PUIs only 8am-10pm  
**STX:** (340) 712-6299  
**STT/STJ:** (340) 776-1519

## Testing Summary

	15-Oct	14-Oct	Change since 14-Oct	n=1329
Total tested	22534	22396	▲ 138	
Tested positive	1329	1327	▲ 2	
Tested negative	21175	21038	▲ 137	
Pending tests	30	31	▼ -1	

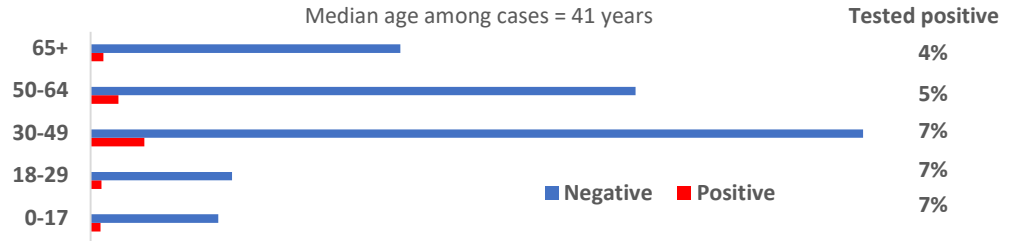
## Calls volume to the hotline

15-Oct	14-Oct	Change since 14-Oct
25	35	▼ -10

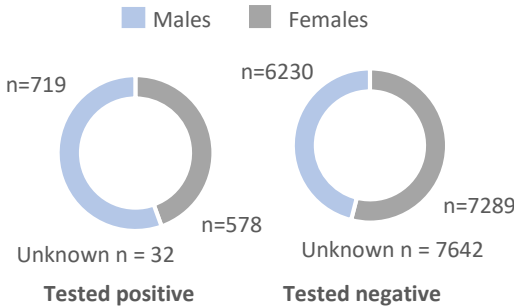
## Calls completed from March 5-Oct 15, 2020

10514 total calls  
47 average per day

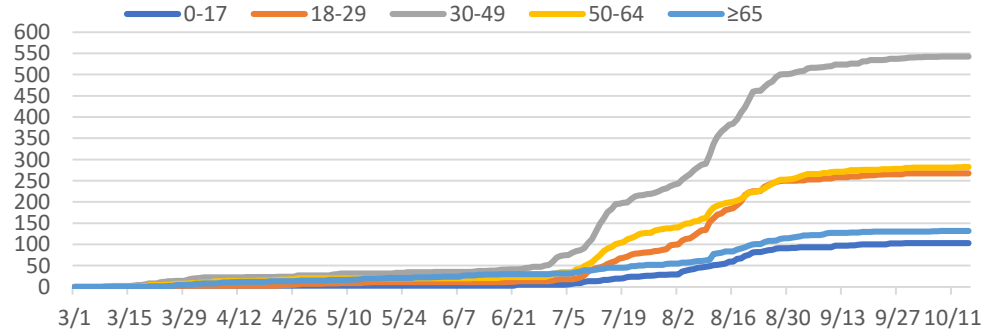
## Test result by age group



## Test result among males and females



## Positive test result by age group over time



## Current status of USVI positive cases

	15-Oct	14-Oct	Change
Active	14	15	▼ -1
Recovered	1294	1292	▲ 2
Fatality	21	20	▲ 1

## USVI risk factors for transmission

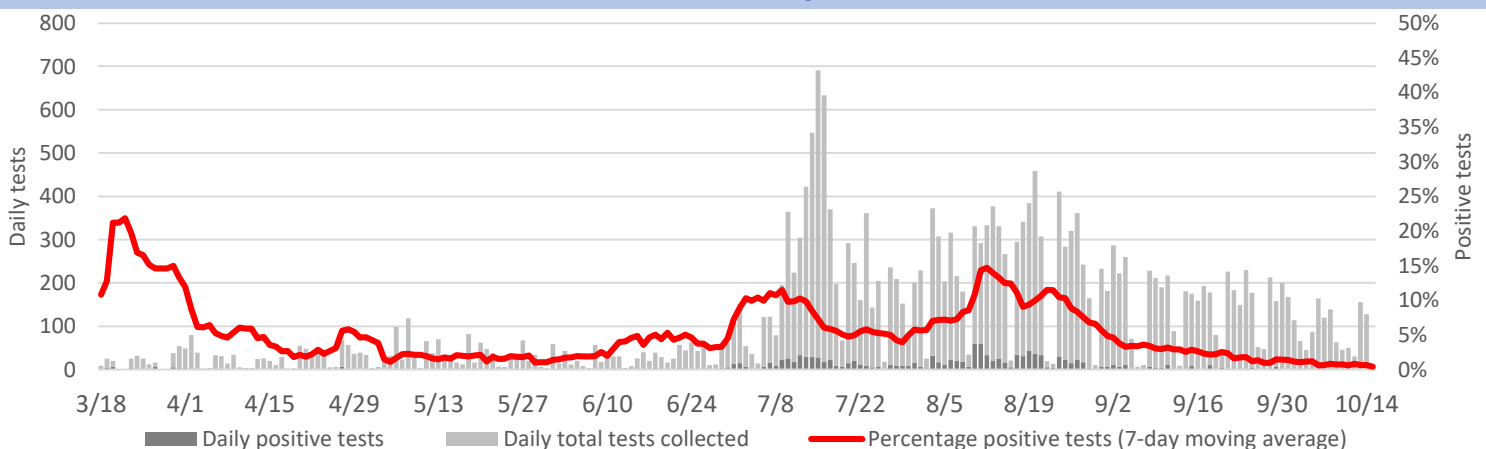
Community transmission	477
Close contact	689
Travel	103
Under investigation	60

## Clinical symptoms of positives

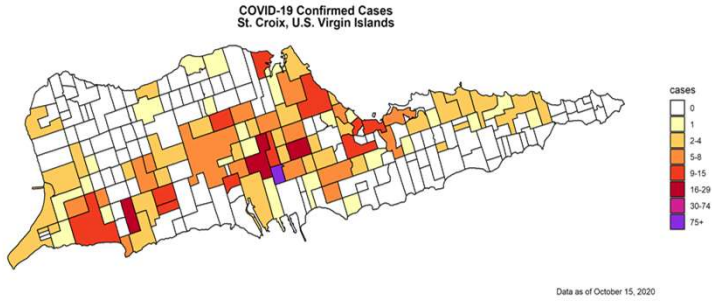
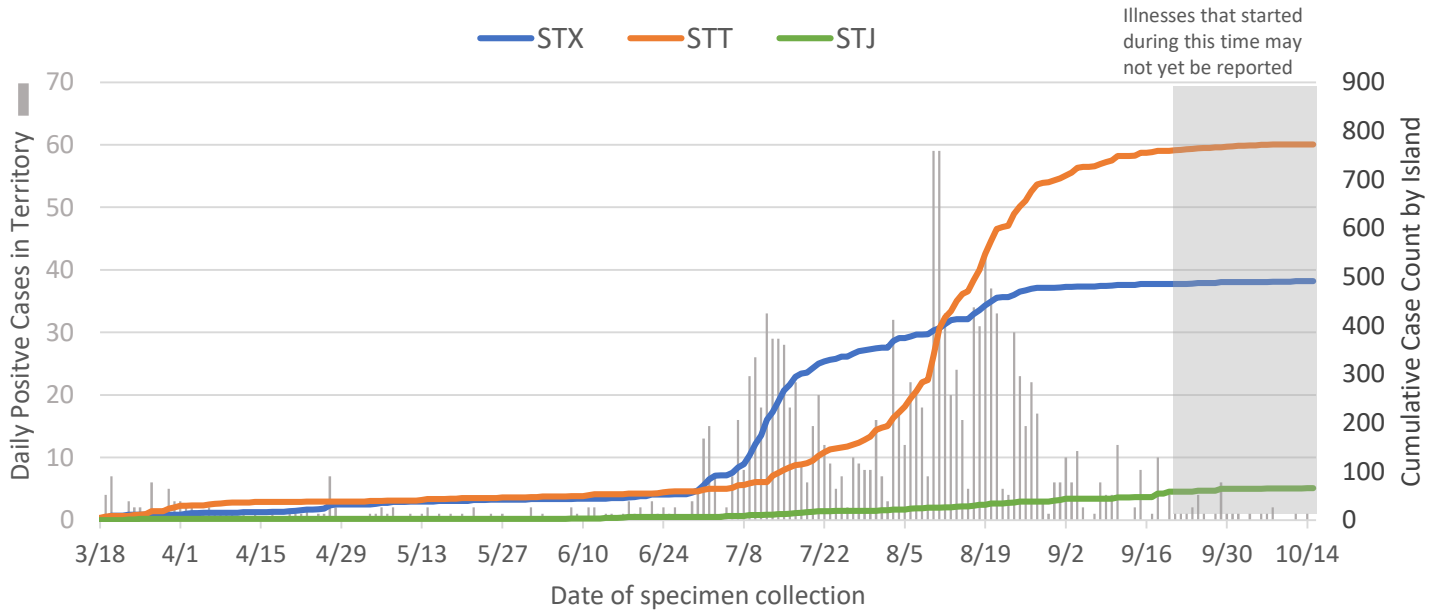
Symptom	n	%
Cough	463	35%
Fever*	448	34%
Shortness of breath	153	12%
Asymptomatic	340	26%

\*Subjective fever or measured temp ≥100.4°F

## Rate of Positive Tests in the U.S. Virgin Islands Over Time



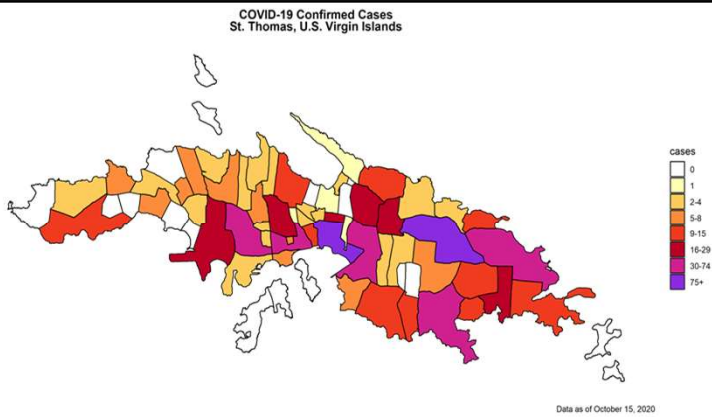
# Confirmed COVID-19 cases in the U.S. Virgin Islands, N=1329



St. Croix			
	15-Oct	14-Oct	Change
Positive	491	489	▲ 2
Negative	11389	11379	▲ 10
Pending	23	26	▼ -3

STX positive status	
Active	5
Recovered	480
Fatality	6

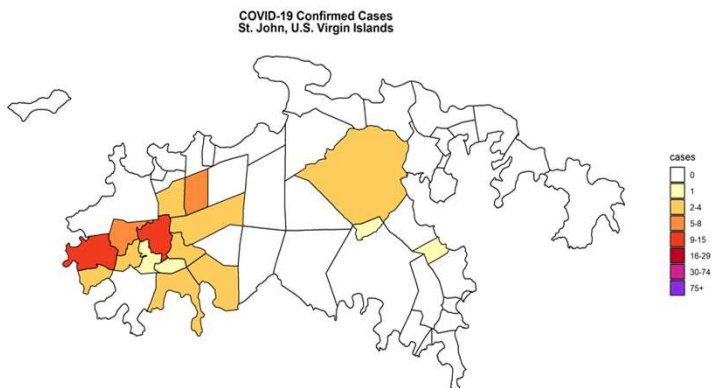
STX risk factors	15-Oct	14-Oct	Change
Community	101	101	◀▶ 0
Close contact	317	317	◀▶ 0
Travel	54	52	▲ 2
Under investigation	19	19	◀▶ 0



St. Thomas & Water Island			
	15-Oct	14-Oct	Change
Positive	772	772	◀▶ 0
Negative	8846	8729	▲ 117
Pending	5	3	▲ 2

STT positive status	
Active	6
Recovered	752
Fatality	14

STT risk factors	15-Oct	14-Oct	Change
Community	344	344	◀▶ 0
Close contact	348	348	◀▶ 0
Travel	40	40	◀▶ 0
Under investigation	40	40	◀▶ 0



St. John			
	15-Oct	14-Oct	Change
Positive	66	66	◀▶ 0
Negative	940	930	▲ 10
Pending	2	2	◀▶ 0

STJ positive status	
Active	3
Recovered	62
Fatality	1

STJ risk factors	15-Oct	14-Oct	Change
Community	32	32	◀▶ 0
Close contact	24	24	◀▶ 0
Travel	9	8	▲ 1
Under investigation	1	2	▼ -1

\*ALL DATA ARE PROVISIONAL\*