



VIDOH 2020 COVID-19 Response Report date: October 13, 2020



UNITED STATES VIRGIN ISLANDS
Department of Health

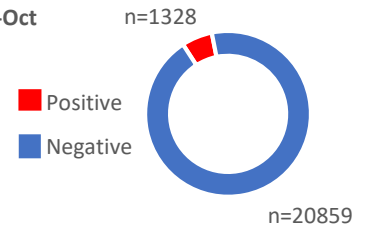
Contact Numbers: Hotline

Informational Hotline (non-medical 8am-8pm)
Hosted by VITEMA: 340-715-6843

Potential PUIs only 8am-10pm
STX: (340) 712-6299
STT/STJ: (340) 776-1519

Testing Summary

	13-Oct	12-Oct	Change since 12-Oct
Total tested	22218	22091	▲ 127
Tested positive	1328	1325	▲ 3
Tested negative	20859	20737	▲ 122
Pending tests	31	29	▲ 2



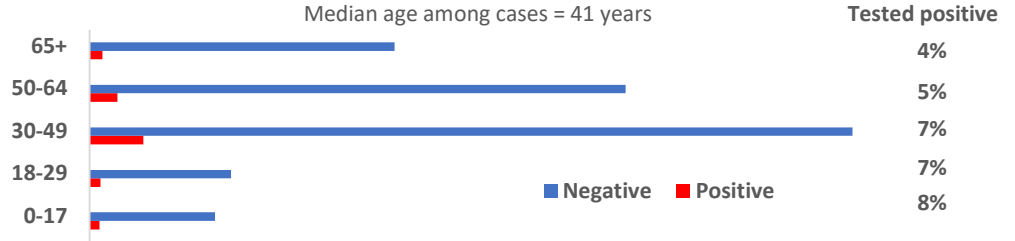
Calls volume to the hotline

13-Oct	12-Oct	Change since 12-Oct
38	19	▲ 19

Calls completed from March 5-Oct 13, 2020

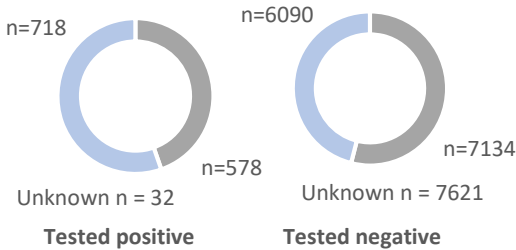
10443 total calls
47 average per day

Test result by age group

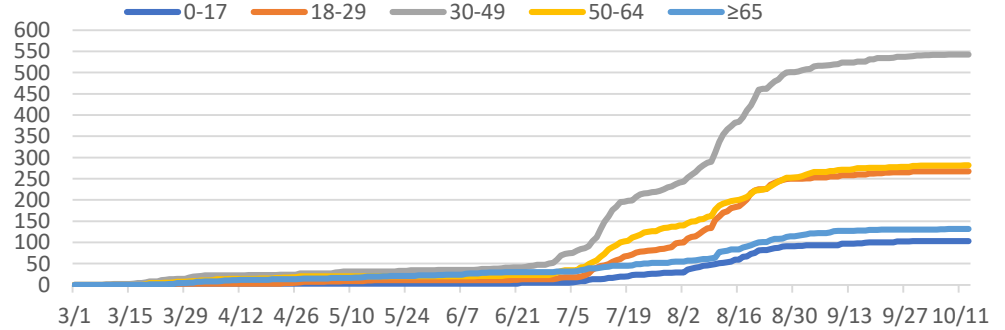


Test result among males and females

Males Females



Positive test result by age group over time



Current status of USVI positive cases

	13-Oct	12-Oct	Change
Active	15	16	▼ -1
Recovered	1293	1289	▲ 4
Fatality	20	20	◀▶ 0

USVI risk factors for transmission

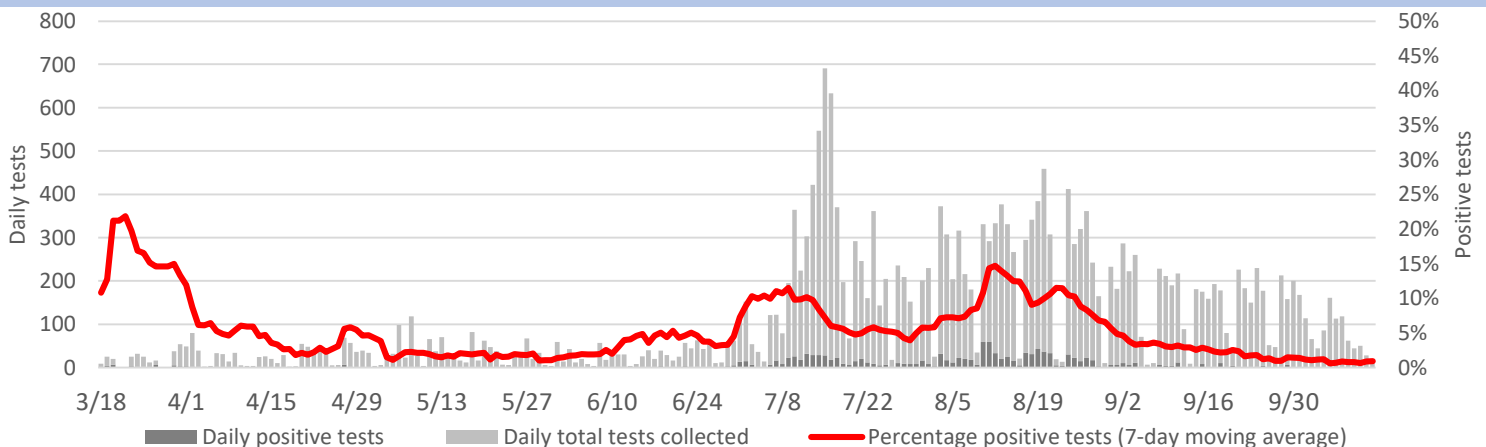
Community transmission	476
Close contact	690
Travel	100
Under investigation	62

Clinical symptoms of positives

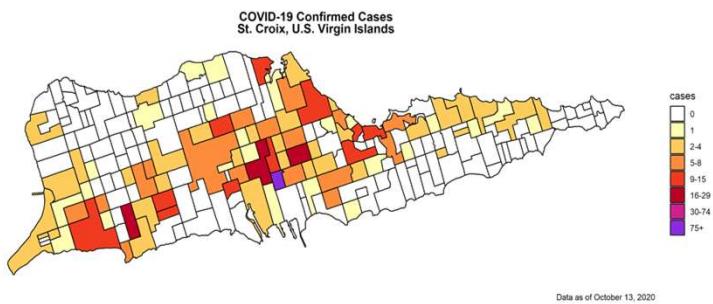
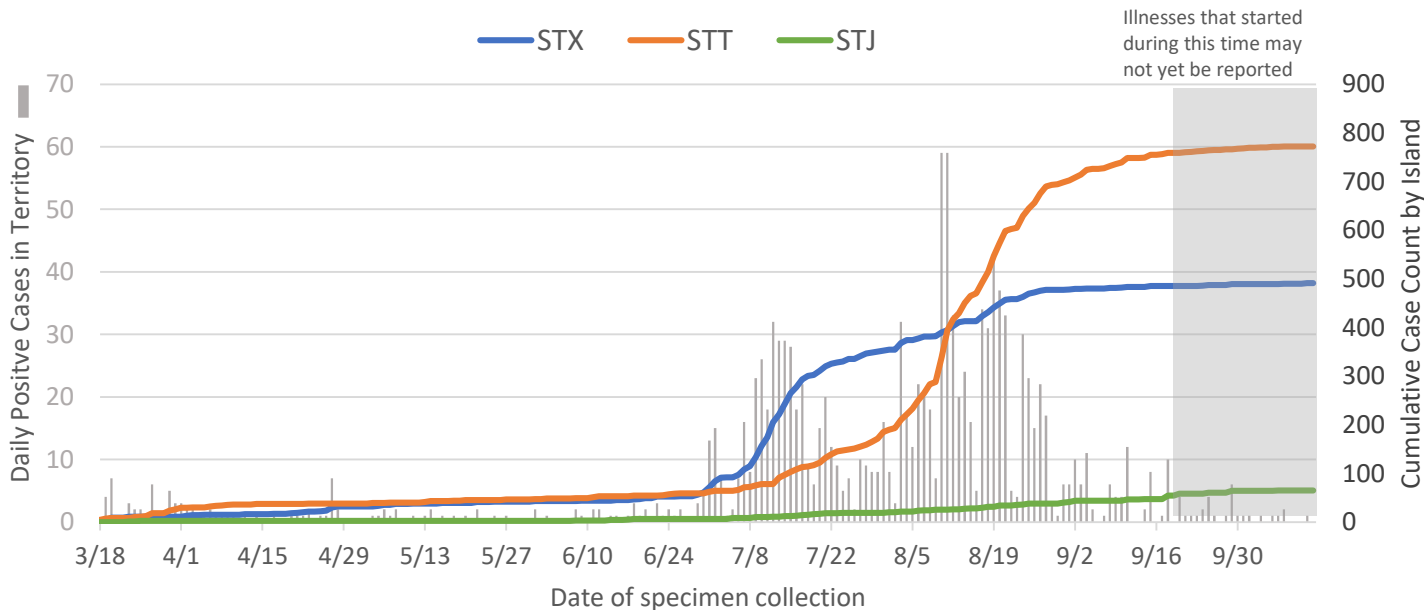
Symptom	n	%
Cough	463	35%
Fever*	448	34%
Shortness of breath	153	12%
Asymptomatic	338	25%

*Subjective fever or measured temp ≥100.4°F

Rate of Positive Tests in the U.S. Virgin Islands Over Time



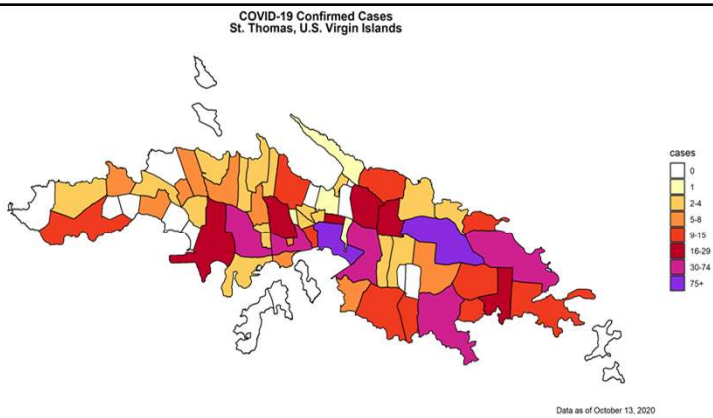
Confirmed COVID-19 cases in the U.S. Virgin Islands, N=1328



St. Croix			
	13-Oct	12-Oct	Change
Positive	491	489	▲ 2
Negative	11289	11198	▲ 91
Pending	22	20	▲ 2

STX positive status	
Active	5
Recovered	480
Fatality	6

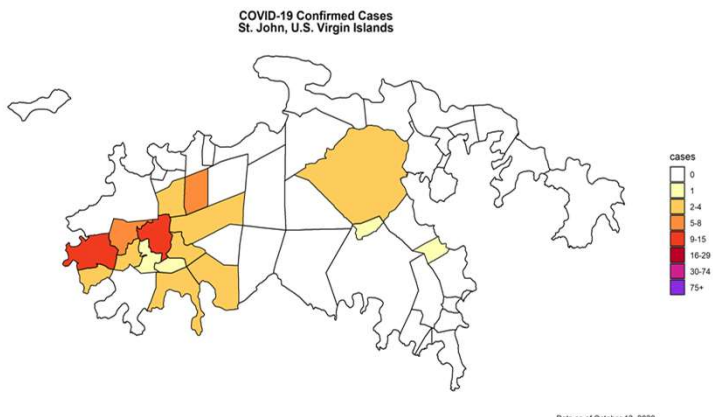
STX risk factors	13-Oct	12-Oct	Change
Community	101	101	◀▶ 0
Close contact	319	319	◀▶ 0
Travel	52	51	▲ 1
Under investigation	19	18	▲ 1



St. Thomas & Water Island			
	13-Oct	12-Oct	Change
Positive	772	771	▲ 1
Negative	8695	8664	▲ 31
Pending	7	7	◀▶ 0

STT positive status	
Active	8
Recovered	751
Fatality	13

STT risk factors	13-Oct	12-Oct	Change
Community	343	343	◀▶ 0
Close contact	347	347	◀▶ 0
Travel	40	40	◀▶ 0
Under investigation	42	41	▲ 1



St. John			
	13-Oct	12-Oct	Change
Positive	65	65	◀▶ 0
Negative	875	875	◀▶ 0
Pending	2	2	◀▶ 0

STJ positive status	
Active	2
Recovered	62
Fatality	1

STJ risk factors	13-Oct	12-Oct	Change
Community	32	32	◀▶ 0
Close contact	24	24	◀▶ 0
Travel	8	8	◀▶ 0
Under investigation	1	1	◀▶ 0

ALL DATA ARE PROVISIONAL