



VIDOH 2020 COVID-19 Response Report date: October 12, 2020



UNITED STATES VIRGIN ISLANDS
Department of Health

Contact Numbers: Hotline

Informational Hotline (non-medical 8am-8pm)
Hosted by VITEMA: 340-715-6843

Potential PUIs only 8am-10pm
STX: (340) 712-6299
STT/STJ: (340) 776-1519

Testing Summary

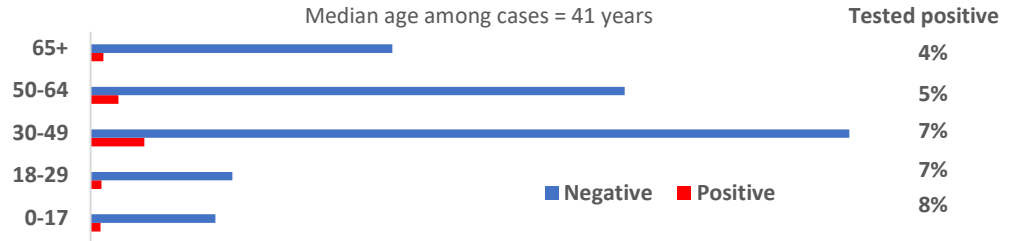
	12-Oct	11-Oct	Change since 11-Oct	n=1325
Total tested	22091	21974	▲ 117	 n=20737
Tested positive	1325	1325	◀▶ 0	
Tested negative	20737	20620	▲ 117	
Pending tests	29	29	◀▶ 0	

Calls volume to the hotline

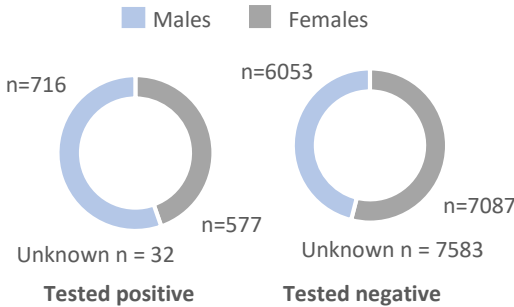
12-Oct	11-Oct	Change since 11-Oct
19	8	▲ 11

Calls completed from March 5-Oct 12, 2020
10398 total calls
47 average per day

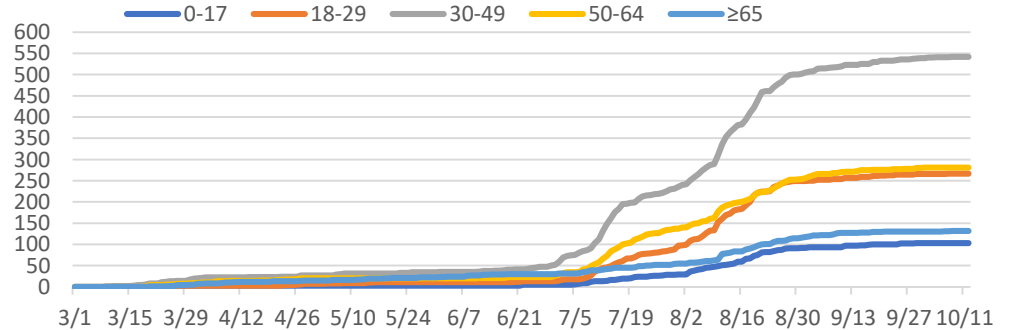
Test result by age group



Test result among males and females



Positive test result by age group over time



Current status of USVI positive cases

	12-Oct	11-Oct	Change
Active	16	16	◀▶ 0
Recovered	1289	1289	◀▶ 0
Fatality	20	20	◀▶ 0

USVI risk factors for transmission

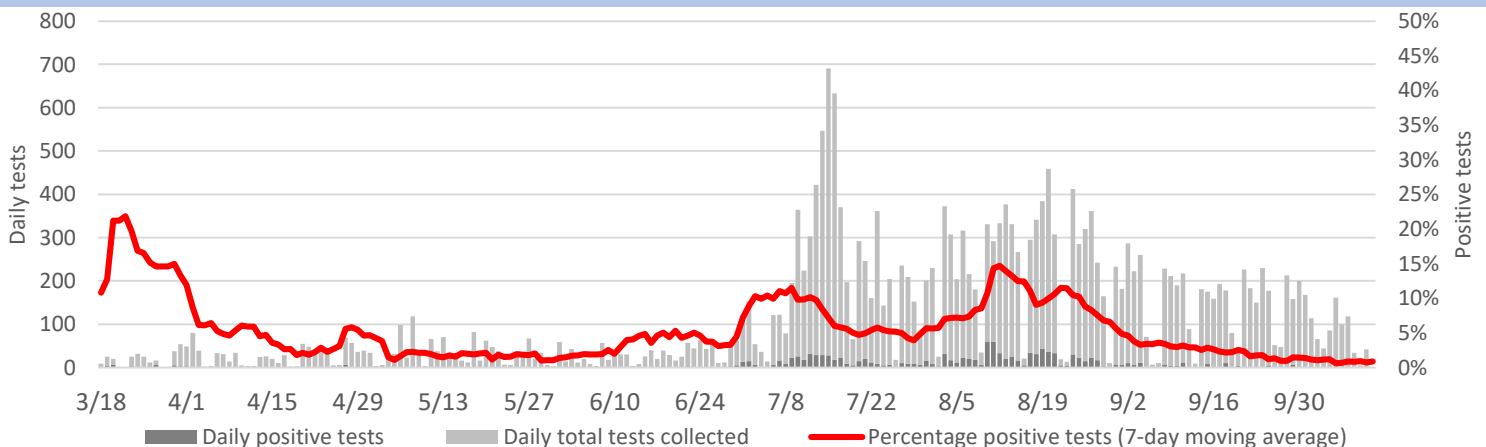
Community transmission	476
Close contact	690
Travel	99
Under investigation	60

Clinical symptoms of positives

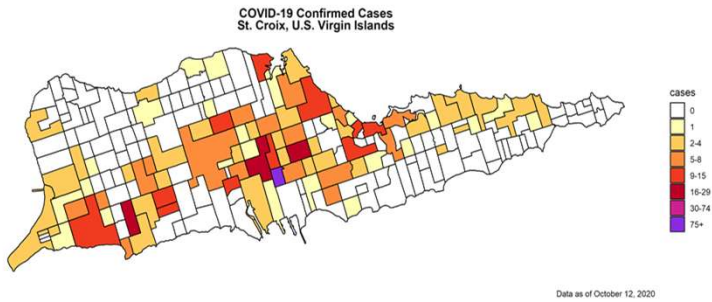
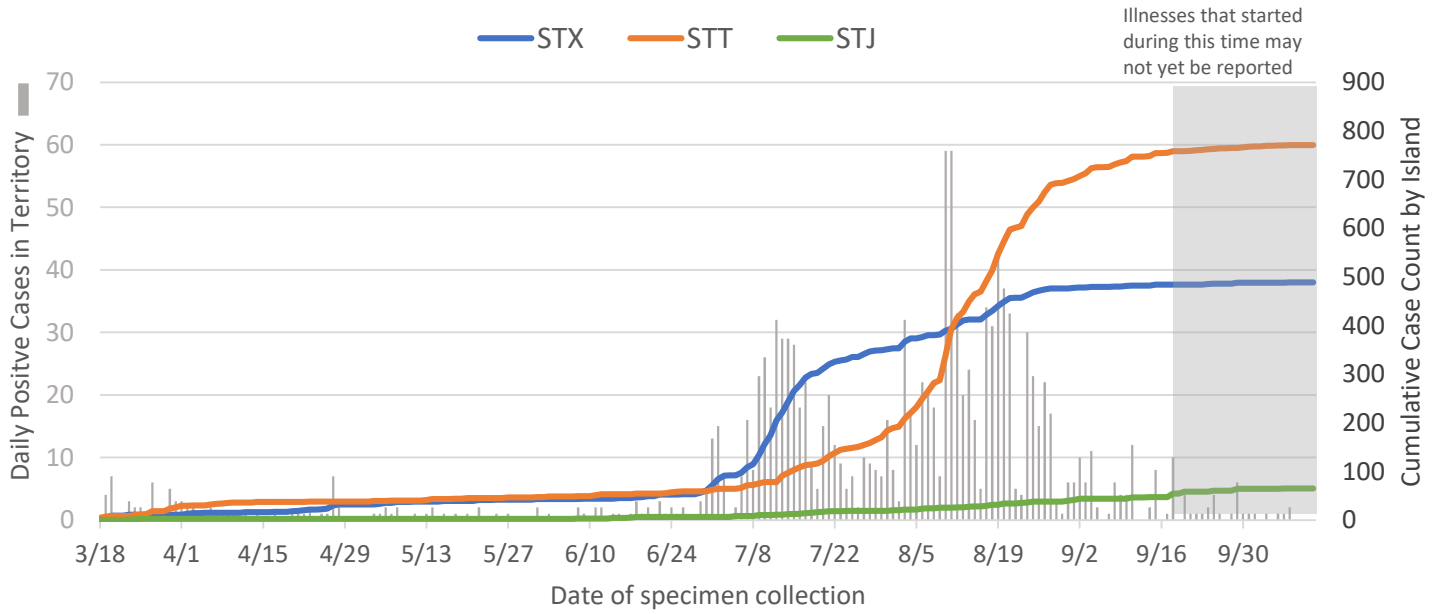
Symptom	n	%
Cough	463	35%
Fever*	448	34%
Shortness of breath	153	12%
Asymptomatic	338	26%

*Subjective fever or measured temp $\geq 100.4^{\circ}\text{F}$

Rate of Positive Tests in the U.S. Virgin Islands Over Time



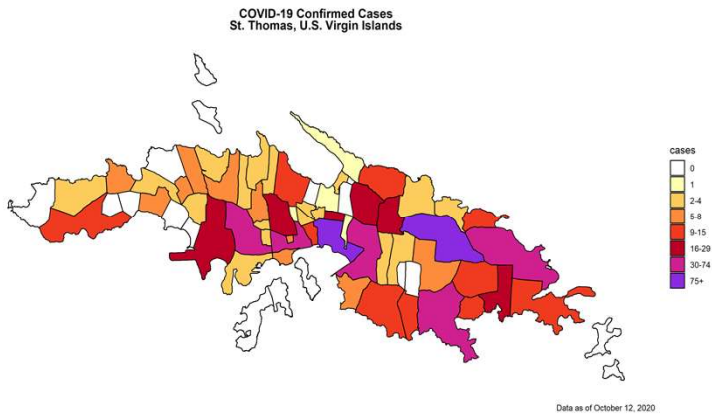
Confirmed COVID-19 cases in the U.S. Virgin Islands, N=1325



St. Croix			
	12-Oct	11-Oct	Change
Positive	489	489	◀▶ 0
Negative	11198	11152	▶▲ 46
Pending	20	20	◀▶ 0

STX positive status	
Active	5
Recovered	478
Fatality	6

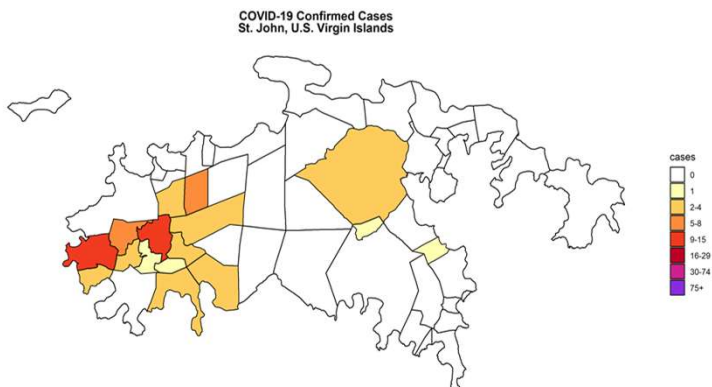
STX risk factors	12-Oct	11-Oct	Change
Community	101	101	◀▶ 0
Close contact	319	319	◀▶ 0
Travel	51	51	◀▶ 0
Under investigation	18	18	◀▶ 0



St. Thomas & Water Island			
	12-Oct	11-Oct	Change
Positive	771	771	◀▶ 0
Negative	8664	8594	▶▲ 70
Pending	7	7	◀▶ 0

STT positive status	
Active	8
Recovered	750
Fatality	13

STT risk factors	12-Oct	11-Oct	Change
Community	343	343	◀▶ 0
Close contact	347	347	◀▶ 0
Travel	40	40	◀▶ 0
Under investigation	41	41	◀▶ 0



St. John			
	12-Oct	11-Oct	Change
Positive	65	65	◀▶ 0
Negative	875	874	▶▲ 1
Pending	2	2	◀▶ 0

STJ positive status	
Active	3
Recovered	61
Fatality	1

STJ risk factors	12-Oct	11-Oct	Change
Community	32	32	◀▶ 0
Close contact	24	24	◀▶ 0
Travel	8	8	◀▶ 0
Under investigation	1	1	◀▶ 0

ALL DATA ARE PROVISIONAL