



VIDOH 2020 COVID-19 Response Report date: October 07, 2020



UNITED STATES VIRGIN ISLANDS
Department of Health

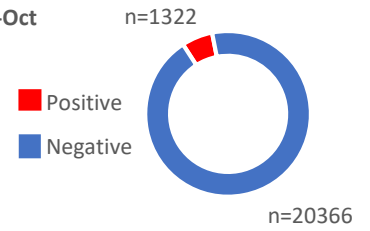
Contact Numbers: Hotline

Informational Hotline (non-medical 8am-8pm)
Hosted by VITEMA: 340-715-6843

Potential PUIs only 8am-10pm
STX: (340) 712-6299
STT/STJ: (340) 776-1519

Testing Summary

	07-Oct	06-Oct	Change since 06-Oct
Total tested	21742	21630	▲ 112
Tested positive	1322	1321	▲ 1
Tested negative	20366	20273	▲ 93
Pending tests	54	36	▲ 18



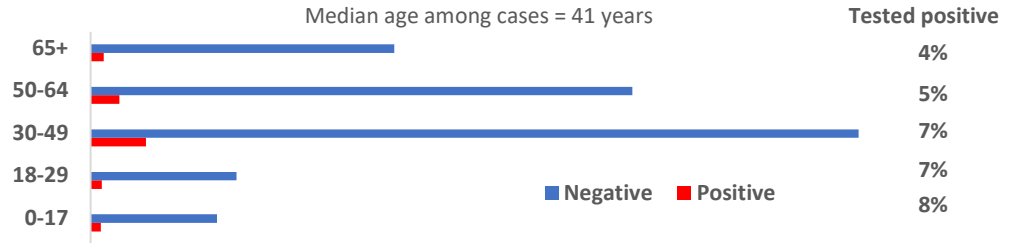
Calls volume to the hotline

07-Oct	06-Oct	Change since 06-Oct
44	43	▲ 1

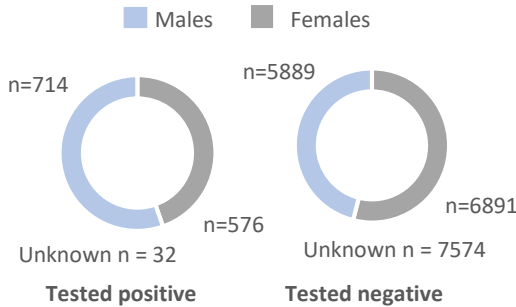
Calls completed from March 5-Oct 07, 2020

10282 total calls
47 average per day

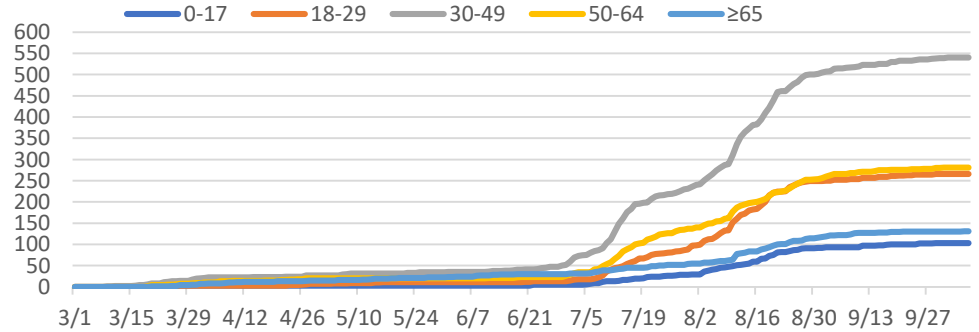
Test result by age group



Test result among males and females



Positive test result by age group over time



Current status of USVI positive cases

	07-Oct	06-Oct	Change
Active	16	15	▲ 1
Recovered	1286	1286	◀ 0
Fatality	20	20	◀ 0

USVI risk factors for transmission

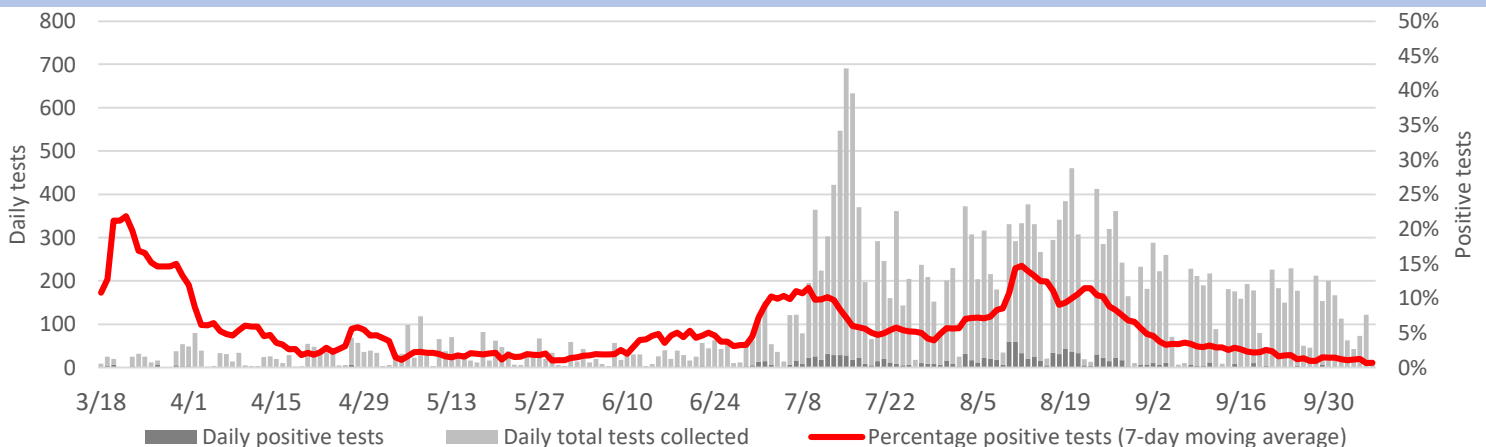
Community transmission	475
Close contact	689
Travel	98
Under investigation	60

Clinical symptoms of positives

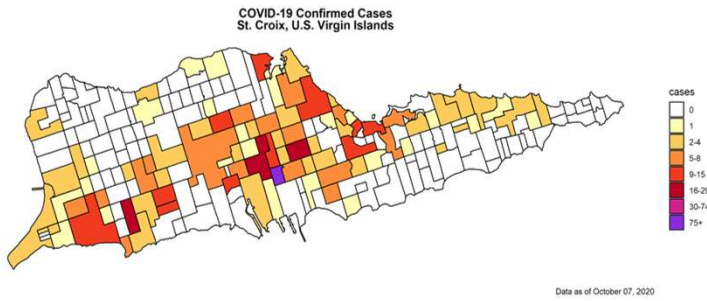
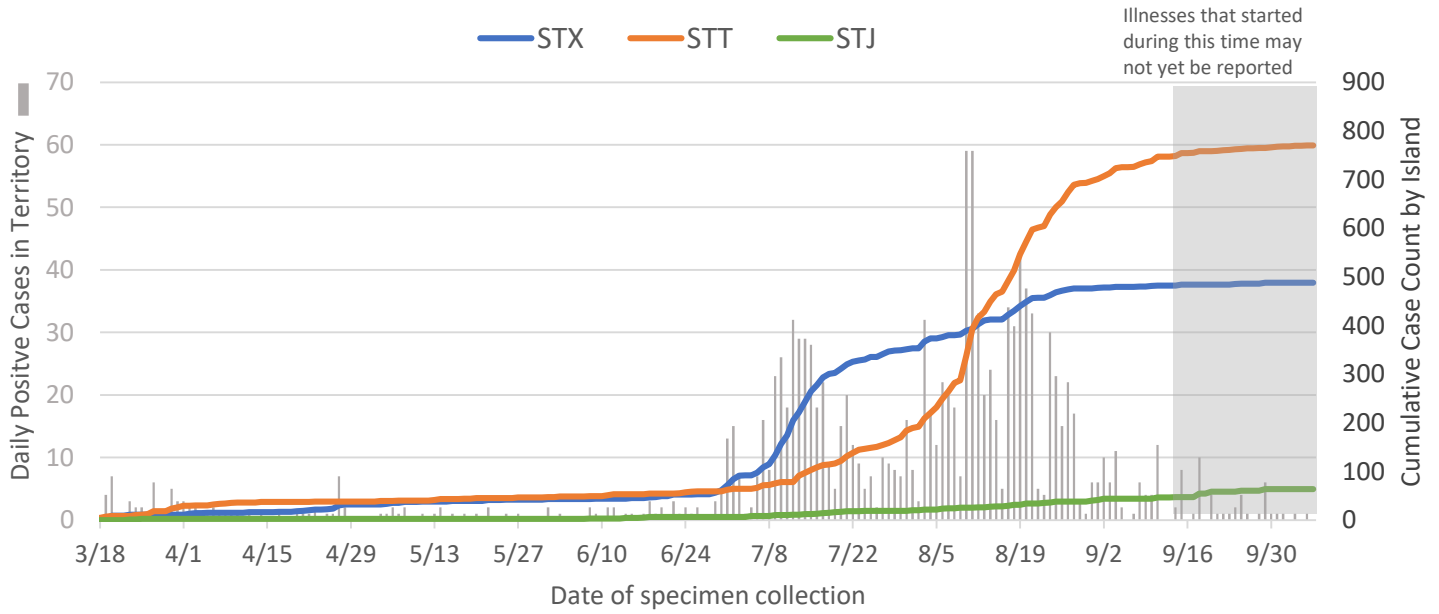
Symptom	n	%
Cough	463	35%
Fever*	448	34%
Shortness of breath	152	11%
Asymptomatic	337	25%

*Subjective fever or measured temp ≥100.4°F

Rate of Positive Tests in the U.S. Virgin Islands Over Time



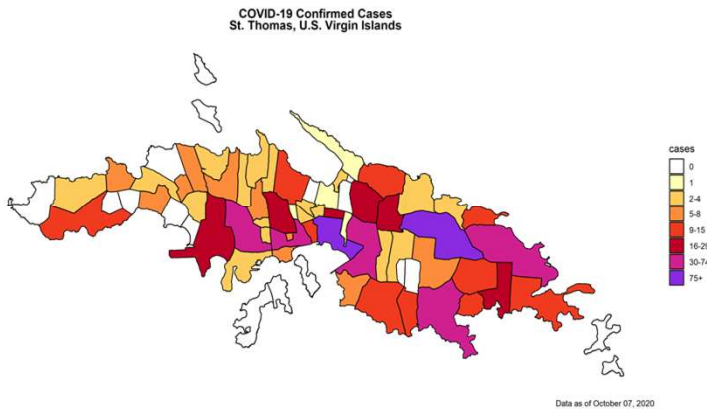
Confirmed COVID-19 cases in the U.S. Virgin Islands, N=1322



St. Croix			
	07-Oct	06-Oct	Change
Positive	488	488	◀▶ 0
Negative	11073	11053	▶▲ 20
Pending	22	21	▶▲ 1

STX positive status	
Active	5
Recovered	477
Fatality	6

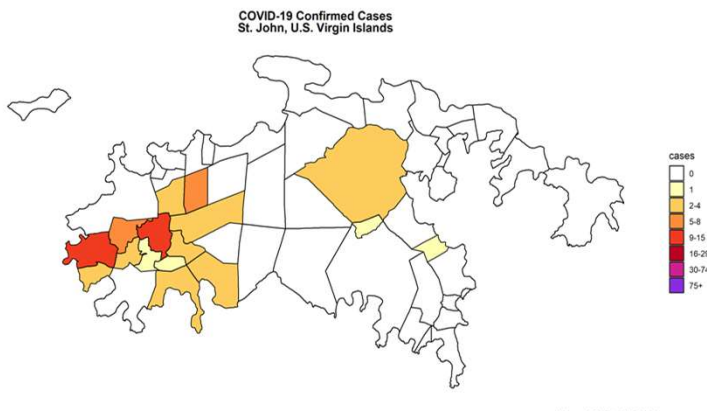
STX risk factors	07-Oct	06-Oct	Change
Community	101	101	◀▶ 0
Close contact	318	318	◀▶ 0
Travel	51	51	◀▶ 0
Under investigation	18	18	◀▶ 0



St. Thomas & Water Island			
	07-Oct	06-Oct	Change
Positive	770	769	▶▲ 1
Negative	8445	8415	▶▲ 30
Pending	17	14	▶▲ 3

STT positive status	
Active	9
Recovered	748
Fatality	13

STT risk factors	07-Oct	06-Oct	Change
Community	342	342	◀▶ 0
Close contact	347	347	◀▶ 0
Travel	40	40	◀▶ 0
Under investigation	41	40	▶▲ 1



St. John			
	07-Oct	06-Oct	Change
Positive	64	64	◀▶ 0
Negative	848	805	▶▲ 43
Pending	15	1	▶▲ 14

STJ positive status	
Active	2
Recovered	61
Fatality	1

STJ risk factors	07-Oct	06-Oct	Change
Community	32	32	◀▶ 0
Close contact	24	24	◀▶ 0
Travel	7	7	◀▶ 0
Under investigation	1	1	◀▶ 0

ALL DATA ARE PROVISIONAL