



# VIDOH 2020 COVID-19 Response Report date: September 26, 2020



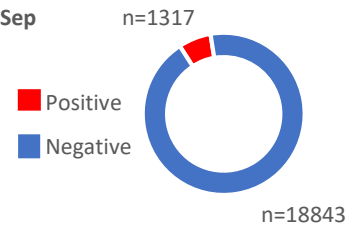
UNITED STATES VIRGIN ISLANDS  
Department of Health

## Contact Numbers: Hotline

Informational Hotline (non-medical 8am-8pm)  
Hosted by VITEMA: 340-715-6843  
  
Potential PUIs only 8am-10pm  
STX: (340) 712-6299  
STT/STJ: (340) 776-1519

## Testing Summary

	26-Sep	25-Sep	Change since 25-Sep
Total tested	20167	20159	▲ 8
Tested positive	1317	1314	▲ 3
Tested negative	18843	18836	▲ 7
Pending tests	7	9	▼ -2



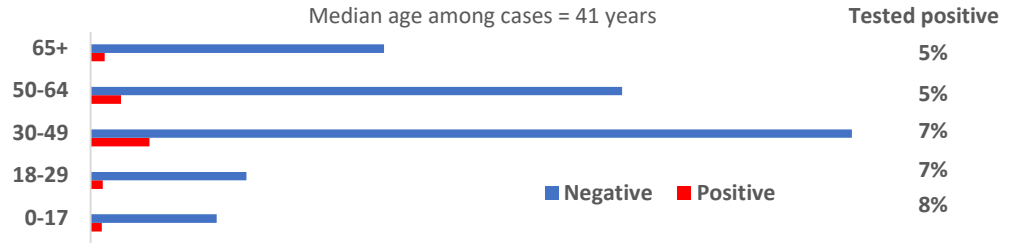
## Calls volume to the hotline

26-Sep	25-Sep	Change since 24-Sep
19	45	▼ -26

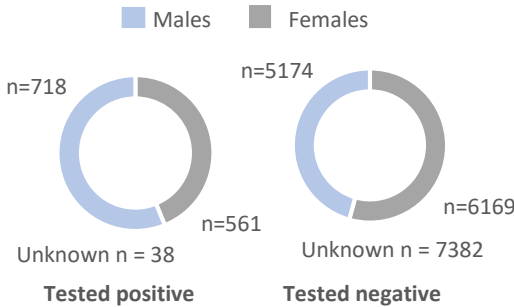
## Calls completed from March 5-Sep 26, 2020

9865 total calls  
48 average per day

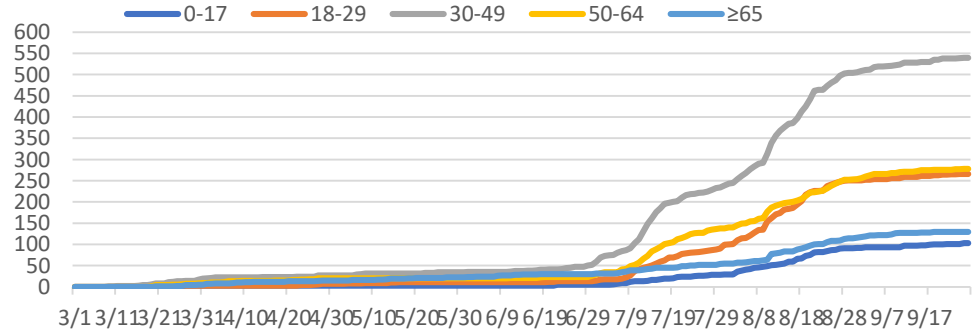
## Test result by age group



## Test result among males and females



## Positive test result by age group over time



## Current status of USVI positive cases

	26-Sep	25-Sep	Change
Active	81	80	▲ 1
Recovered	1217	1215	▲ 2
Fatality	19	19	◆ 0

## USVI risk factors for transmission

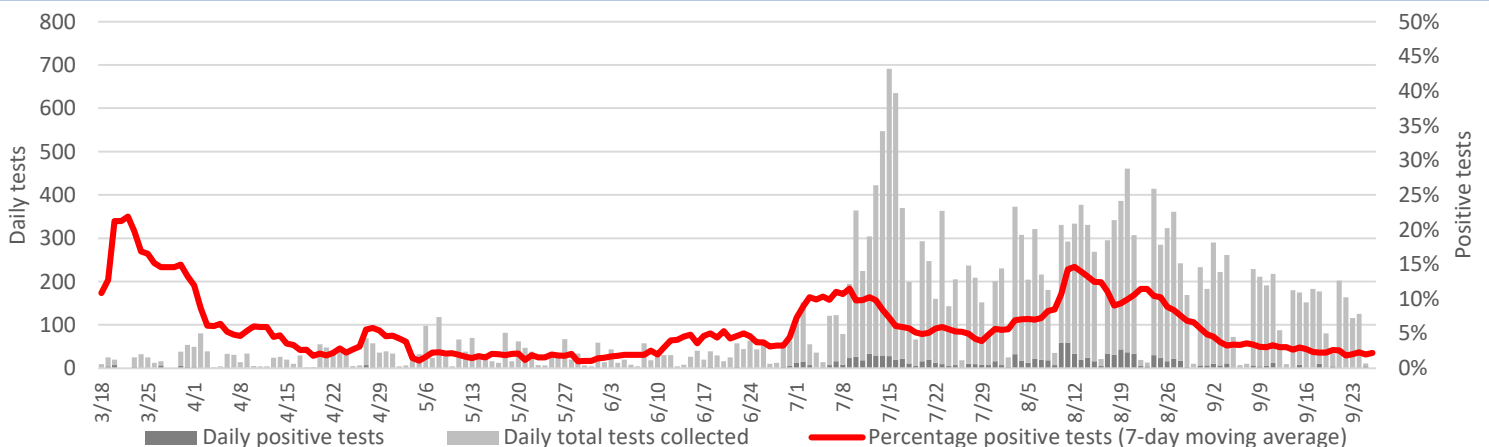
Community transmission	467
Close contact	674
Travel	95
Under investigation	81

## Clinical symptoms of positives

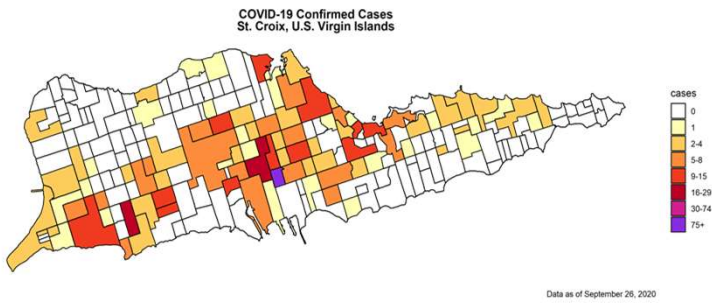
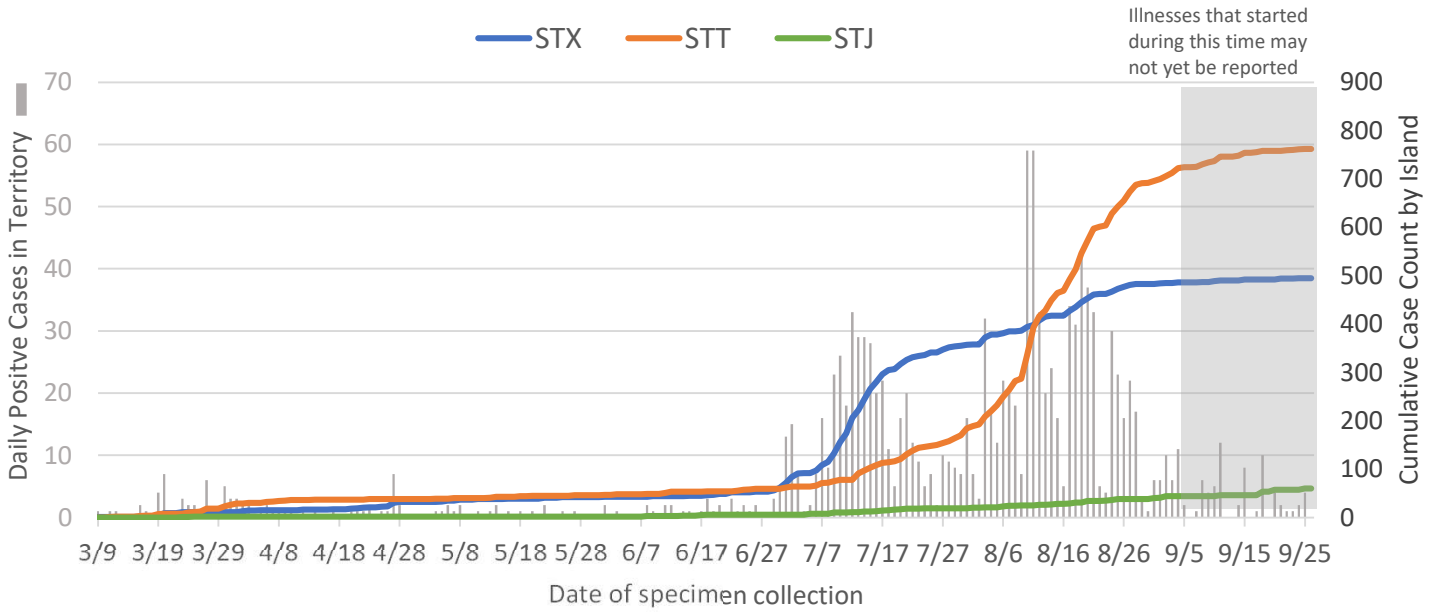
Symptom	n	%
Cough	459	35%
Fever*	443	34%
Shortness of breath	149	11%
Asymptomatic	336	26%

\*Subjective fever or measured temp  $\geq 100.4^{\circ}\text{F}$

## Rate of Positive Tests in the U.S. Virgin Islands Over Time



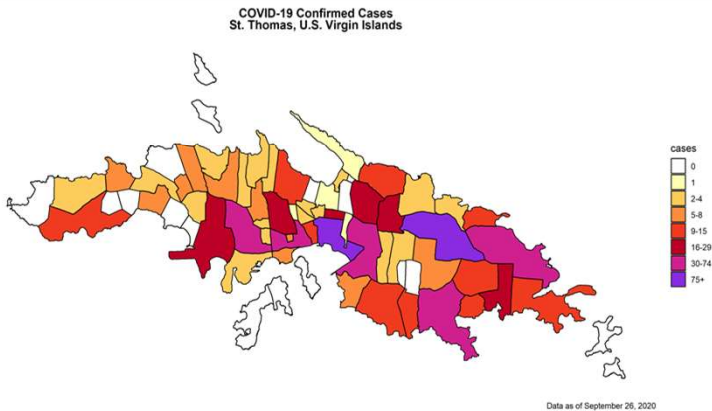
# Confirmed COVID-19 cases in the U.S. Virgin Islands, N=1317



St. Croix			
	26-Sep	25-Sep	Change
Positive	495	495	◀▶ 0
Negative	10390	10389	▲ 1
Pending	2	4	▼ -2

STX positive status	
Active	43
Recovered	446
Fatality	6

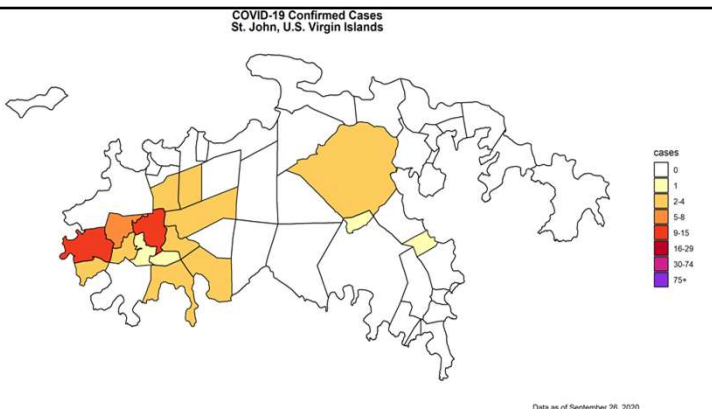
STX risk factors	26-Sep	25-Sep	Change
Community	103	103	◀▶ 0
Close contact	319	315	▲ 4
Travel	50	48	▲ 2
Under investigation	23	29	▼ -6



St. Thomas & Water Island			
	26-Sep	25-Sep	Change
Positive	762	762	◀▶ 0
Negative	7864	7858	▲ 6
Pending	0	0	◀▶ 0

STT positive status	
Active	26
Recovered	724
Fatality	12

STT risk factors	26-Sep	25-Sep	Change
Community	334	334	◀▶ 0
Close contact	334	334	◀▶ 0
Travel	38	38	◀▶ 0
Under investigation	56	56	◀▶ 0



St. John			
	26-Sep	25-Sep	Change
Positive	60	57	▲ 3
Negative	589	589	◀▶ 0
Pending	5	5	◀▶ 0

STJ positive status	
Active	12
Recovered	47
Fatality	1

STJ risk factors	26-Sep	25-Sep	Change
Community	30	28	▲ 2
Close contact	21	21	◀▶ 0
Travel	7	7	◀▶ 0
Under investigation	2	1	▲ 1

\*ALL DATA ARE PROVISIONAL\*