

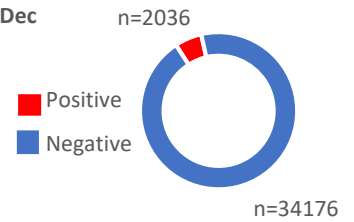


Contact Numbers: Hotline

Informational Hotline (non-medical 8am-8pm)
Hosted by VITEMA: 340-715-6843
Potential PUIs only 8am-10pm
STX: (340) 712-6299
STT/STJ: (340) 776-1519

Testing Summary

Table with 4 columns: Category, 31-Dec, 30-Dec, Change since 30-Dec. Rows include Total tested, Tested positive, Tested negative, and Pending tests.



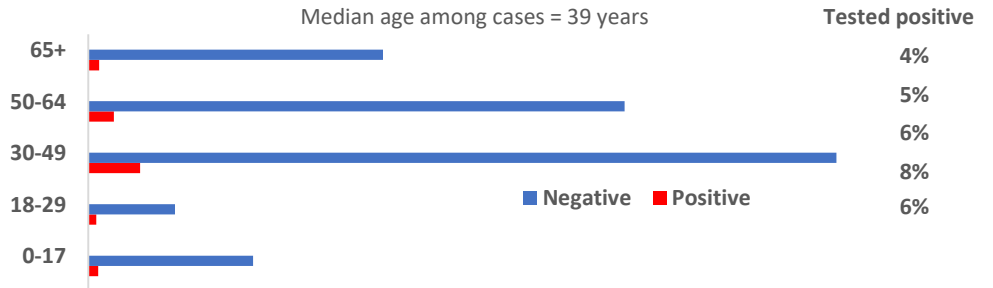
Calls volume to the hotline

Table with 3 columns: 31-Dec, 30-Dec, Change since 30-Dec. Values: 50, 93, -43.

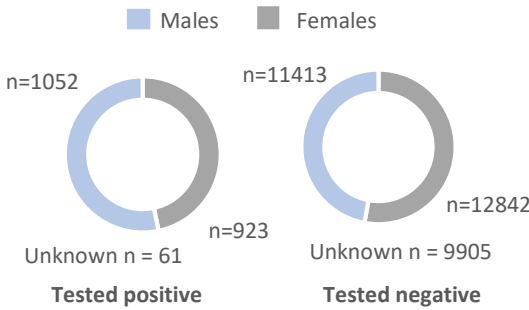
Calls completed from March 5-Dec 31, 2020

14139 total calls
47 average per day

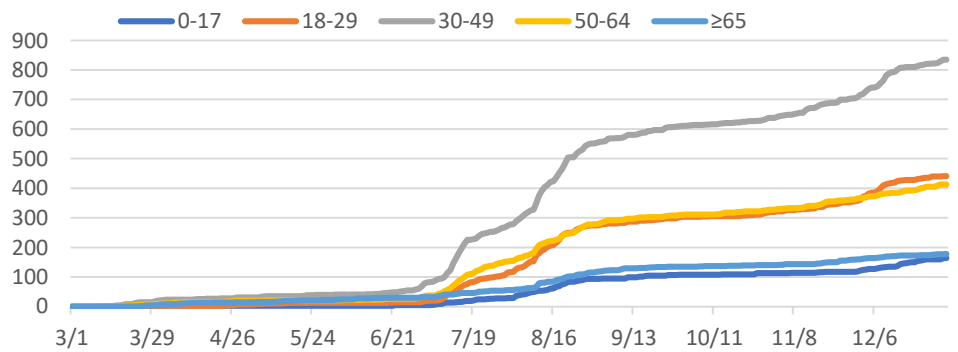
Test result by age group



Test result among males and females



Positive test result by age group over time



Current status of USVI positive cases

Table with 4 columns: Category, 31-Dec, 30-Dec, Change. Rows include Active, Recovered, and Fatality.

USVI risk factors for transmission

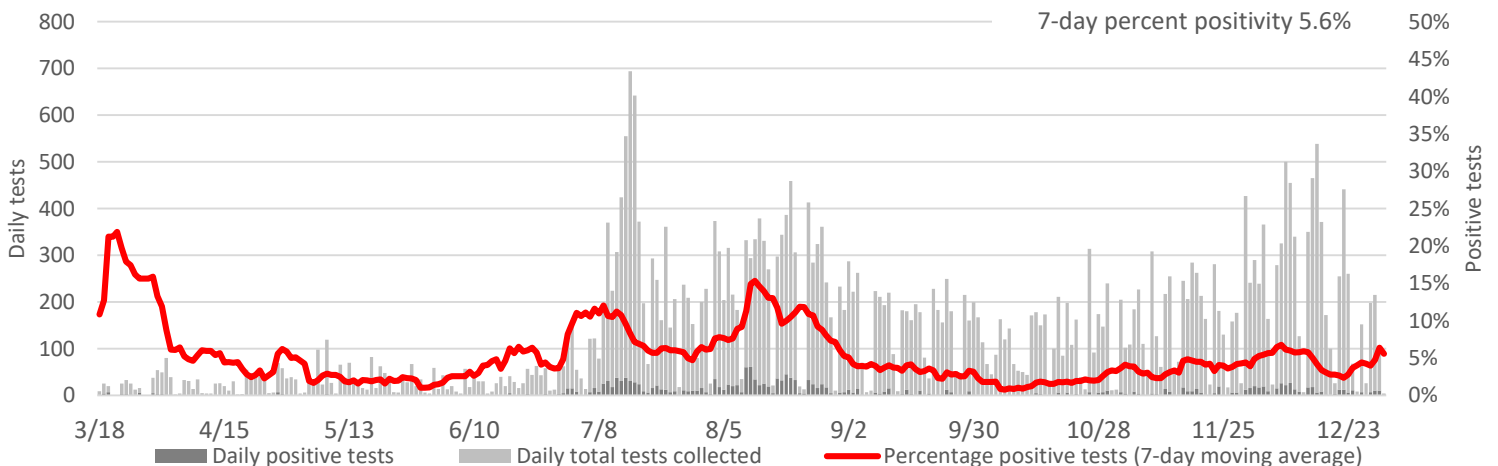
Table with 2 columns: Risk factor, Count. Rows include Community transmission, Close contact, Travel, and Under investigation.

Clinical symptoms of positives

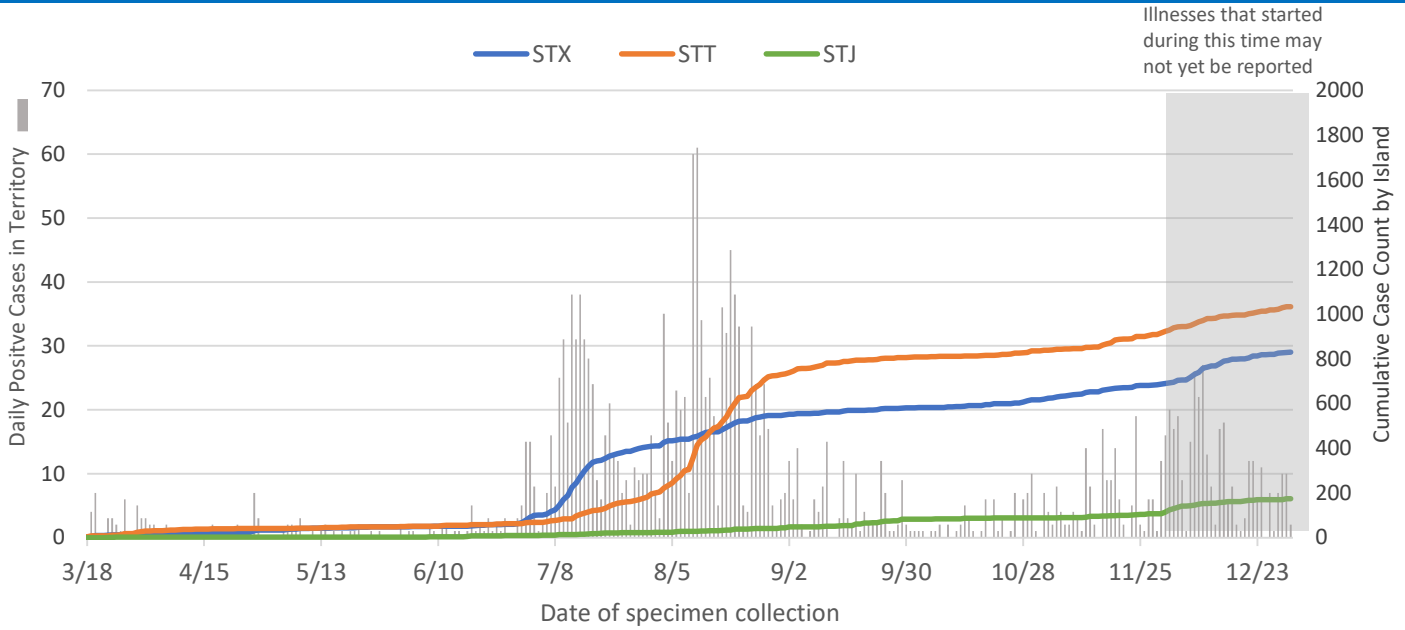
Table with 3 columns: Symptom, n, %. Rows include Cough, Fever*, Shortness of breath, and Asymptomatic.

*Subjective fever or measured temp ≥100.4°F

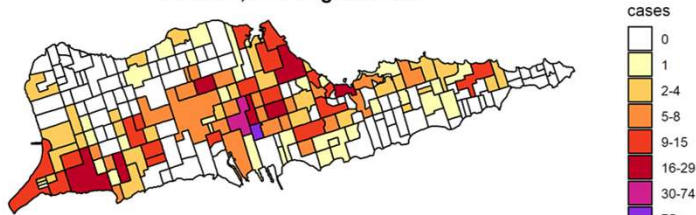
Rate of Positive Tests in the U.S. Virgin Islands Over Time



Confirmed COVID-19 cases in the U.S. Virgin Islands, N=2036



COVID-19 Confirmed Cases
St. Croix, U.S. Virgin Islands



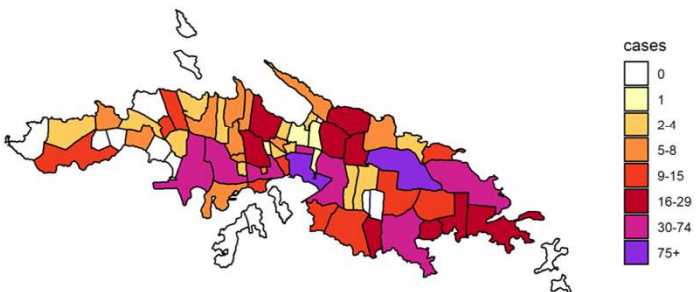
Data as of December 31, 2020

St. Croix			
	31-Dec	30-Dec	Change
Positive	830	829	▲ 1
Negative	17317	17316	▲ 1
Pending	42	42	◀▶ 0

STX positive status	
Active	51
Recovered	772
Fatality	7

STX risk factors	31-Dec	30-Dec	Change
Community	197	195	▲ 2
Close contact	468	466	▲ 2
Travel	110	110	◀▶ 0
Under investigation	55	58	▼ -3

COVID-19 Confirmed Cases
St. Thomas, U.S. Virgin Islands



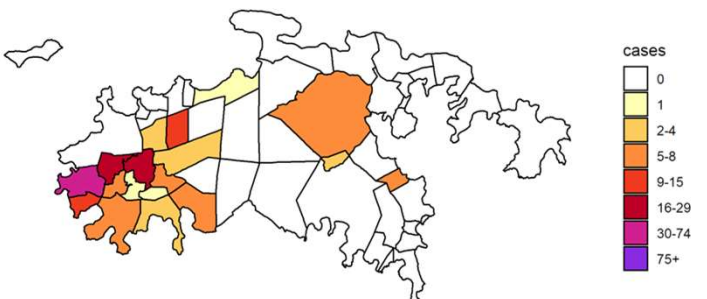
Data as of December 31, 2020

St. Thomas & Water Island			
	31-Dec	30-Dec	Change
Positive	1032	1028	▲ 4
Negative	14764	14744	▲ 20
Pending	9	26	▼ -17

STT positive status	
Active	47
Recovered	970
Fatality	15

STT risk factors	31-Dec	30-Dec	Change
Community	430	427	▲ 3
Close contact	480	477	▲ 3
Travel	80	79	▲ 1
Under investigation	42	45	▼ -3

COVID-19 Confirmed Cases
St. John, U.S. Virgin Islands



Data as of December 31, 2020

St. John			
	31-Dec	30-Dec	Change
Positive	174	174	◀▶ 0
Negative	2095	2079	▲ 16
Pending	3	3	◀▶ 0

STJ positive status	
Active	14
Recovered	159
Fatality	1

STJ risk factors	31-Dec	30-Dec	Change
Community	64	63	▲ 1
Close contact	81	76	▲ 5
Travel	21	21	◀▶ 0
Under investigation	8	14	▼ -6