



Contact Numbers: Hotline

Informational Hotline (non-medical 8am-8pm)
 Hosted by VITEMA: 340-715-6843

Potential PUIs only 8am-10pm
STX: (340) 712-6299
STT/STJ: (340) 776-1519

Testing Summary

| | 30-Dec | 29-Dec | Change since 29-Dec | n=2031 |
|-----------------|--------|--------|---------------------|--------|
| Total tested | 36241 | 35661 | ▲ 580 | |
| Tested positive | 2031 | 2010 | ▲ 21 | |
| Tested negative | 34139 | 33581 | ▲ 558 | |
| Pending tests | 71 | 70 | ▲ 1 | |

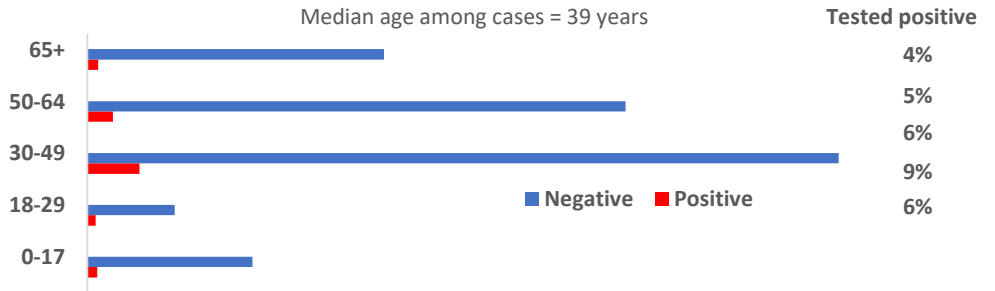
Calls volume to the hotline

| 30-Dec | 29-Dec | Change since 29-Dec |
|--------|--------|---------------------|
| 63 | 93 | ▼ -30 |

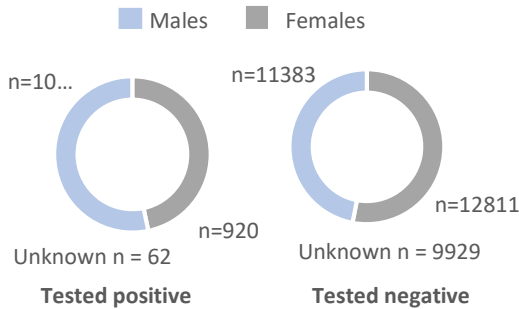
Calls completed from March 5-Dec 30, 2020

14093 total calls
 47 average per day

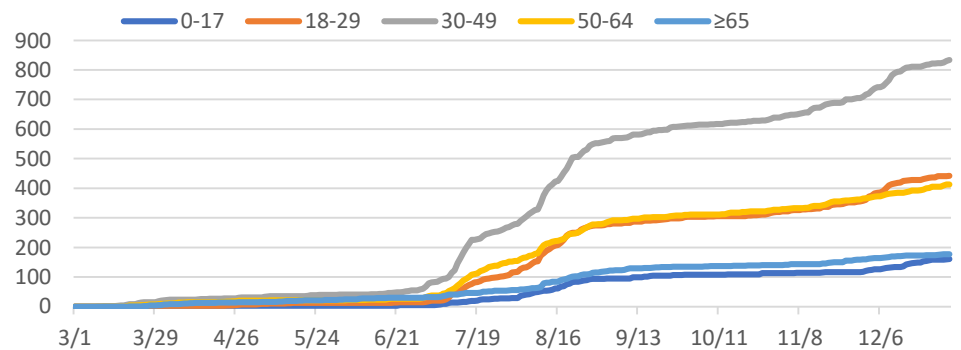
Test result by age group



Test result among males and females



Positive test result by age group over time



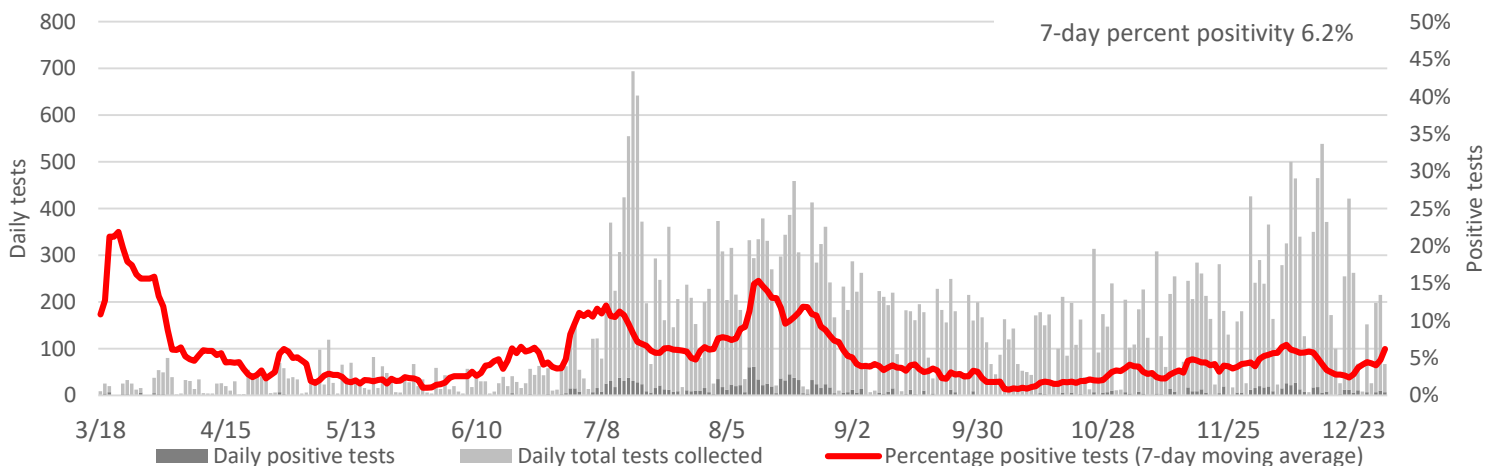
| Current status of USVI positive cases | | | | |
|---------------------------------------|--------|--------|--------|----|
| | 30-Dec | 29-Dec | Change | |
| Active | 124 | 112 | ▲ | 12 |
| Recovered | 1884 | 1875 | ▲ | 9 |
| Fatality | 23 | 23 | ◀▶ | 0 |

| USVI risk factors for transmission | |
|------------------------------------|------|
| Community transmission | 685 |
| Close contact | 1019 |
| Travel | 210 |
| Under investigation | 117 |

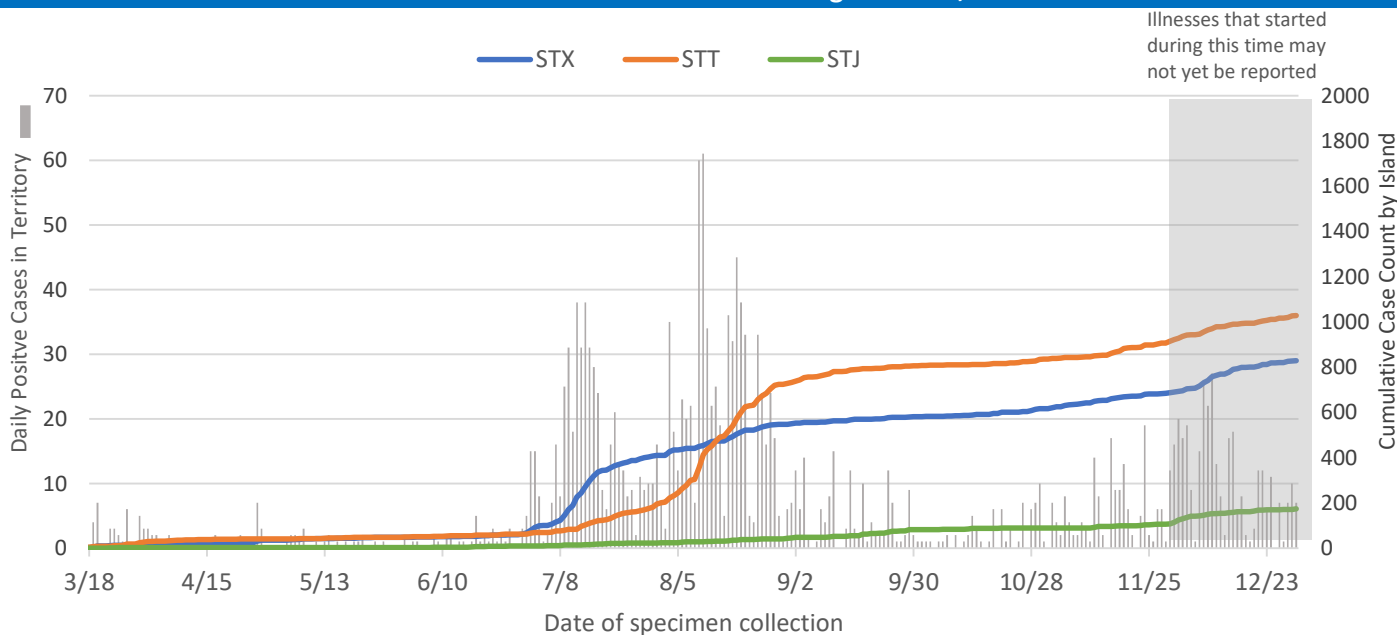
| Clinical symptoms of positives | | |
|--------------------------------|-----|-----|
| | n | % |
| Cough | 695 | 34% |
| Fever* | 634 | 31% |
| Shortness of breath | 200 | 10% |
| Asymptomatic | 461 | 23% |

*Subjective fever or measured temp ≥100.4°F

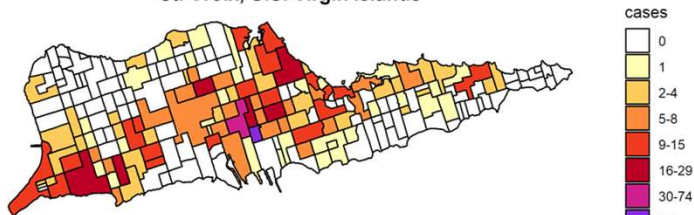
Rate of Positive Tests in the U.S. Virgin Islands Over Time



Confirmed COVID-19 cases in the U.S. Virgin Islands, N=2031



COVID-19 Confirmed Cases
St. Croix, U.S. Virgin Islands



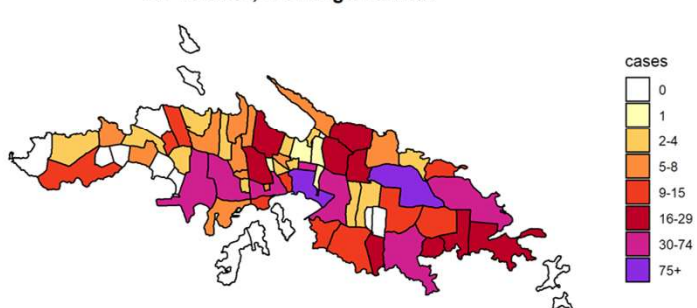
Data as of December 29, 2020

| St. Croix | | | |
|-----------|--------|--------|--------|
| | 30-Dec | 29-Dec | Change |
| Positive | 829 | 822 | ▲ 7 |
| Negative | 17316 | 17263 | ▲ 53 |
| Pending | 42 | 42 | ◀▶ 0 |

| STX positive status | |
|---------------------|-----|
| Active | 57 |
| Recovered | 765 |
| Fatality | 7 |

| STX risk factors | 30-Dec | 29-Dec | Change |
|---------------------|--------|--------|--------|
| Community | 195 | 192 | ▲ 3 |
| Close contact | 466 | 463 | ▲ 3 |
| Travel | 110 | 110 | ◀▶ 0 |
| Under investigation | 58 | 57 | ▲ 1 |

COVID-19 Confirmed Cases
St. Thomas, U.S. Virgin Islands



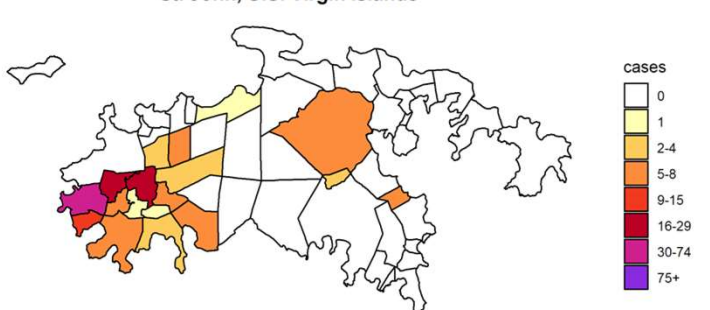
Data as of December 29, 2020

| St. Thomas & Water Island | | | |
|---------------------------|--------|--------|--------|
| | 30-Dec | 29-Dec | Change |
| Positive | 1028 | 1020 | ▲ 8 |
| Negative | 14744 | 14239 | ▲ 505 |
| Pending | 26 | 25 | ▲ 1 |

| STT positive status | |
|---------------------|-----|
| Active | 49 |
| Recovered | 964 |
| Fatality | 15 |

| STT risk factors | 30-Dec | 29-Dec | Change |
|---------------------|--------|--------|--------|
| Community | 427 | 426 | ▲ 1 |
| Close contact | 477 | 475 | ▲ 2 |
| Travel | 79 | 79 | ◀▶ 0 |
| Under investigation | 45 | 40 | ▲ 5 |

COVID-19 Confirmed Cases
St. John, U.S. Virgin Islands



| St. John | | | |
|----------|--------|--------|--------|
| | 30-Dec | 29-Dec | Change |
| Positive | 174 | 168 | ▲ 6 |
| Negative | 2079 | 2079 | ◀▶ 0 |
| Pending | 3 | 3 | ◀▶ 0 |

| STJ positive status | |
|---------------------|-----|
| Active | 18 |
| Recovered | 155 |
| Fatality | 1 |

| STJ risk factors | 30-Dec | 29-Dec | Change |
|---------------------|--------|--------|--------|
| Community | 63 | 62 | ▲ 1 |
| Close contact | 76 | 75 | ▲ 1 |
| Travel | 21 | 21 | ◀▶ 0 |
| Under investigation | 14 | 10 | ▲ 4 |

ALL DATA ARE PROVISIONAL