



# VIDOH 2020 COVID-19 Response Report date: December 21, 2020



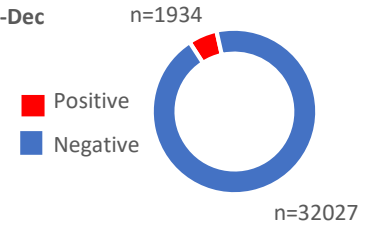
UNITED STATES VIRGIN ISLANDS  
Department of Health

## Contact Numbers: Hotline

Informational Hotline (non-medical 8am-8pm)  
Hosted by VITEMA: 340-715-6843  
  
Potential PUIs only 8am-10pm  
STX: (340) 712-6299  
STT/STJ: (340) 776-1519

## Testing Summary

|                 | 21-Dec | 20-Dec | Change since 20-Dec |
|-----------------|--------|--------|---------------------|
| Total tested    | 34055  | 33748  | ▲ 307               |
| Tested positive | 1934   | 1921   | ▲ 13                |
| Tested negative | 32027  | 31746  | ▲ 281               |
| Pending tests   | 94     | 82     | ▲ 12                |

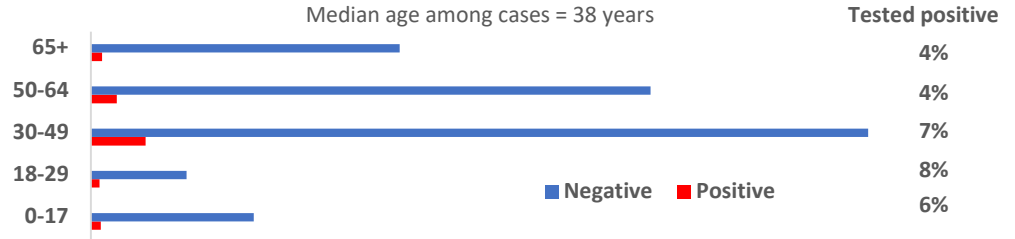


## Calls volume to the hotline

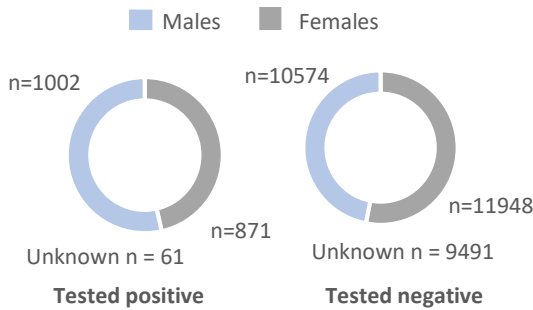
| 21-Dec | 20-Dec | Change since 20-Dec |
|--------|--------|---------------------|
| 54     | 93     | ▼ -39               |

Calls completed from March 5-Dec 21, 2020  
13725 total calls  
47 average per day

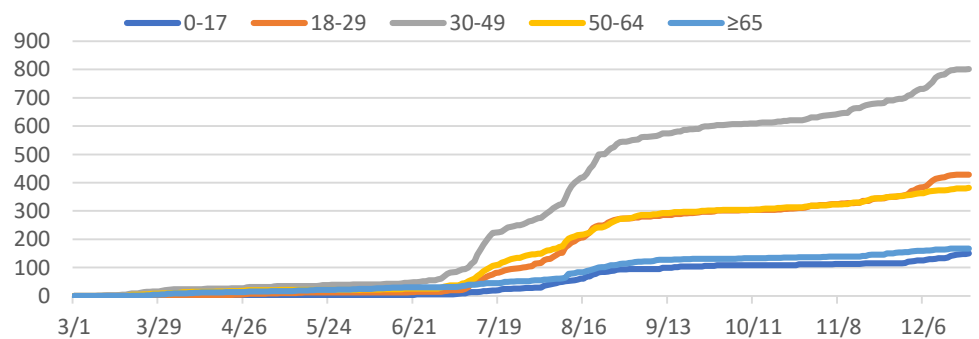
## Test result by age group



## Test result among males and females



## Positive test result by age group over time



## Current status of USVI positive cases

|           | 21-Dec | 20-Dec | Change |     |
|-----------|--------|--------|--------|-----|
| Active    | 126    | 146    | ▼      | -20 |
| Recovered | 1785   | 1752   | ▲      | 33  |
| Fatality  | 23     | 23     | ▶      | 0   |

## USVI risk factors for transmission

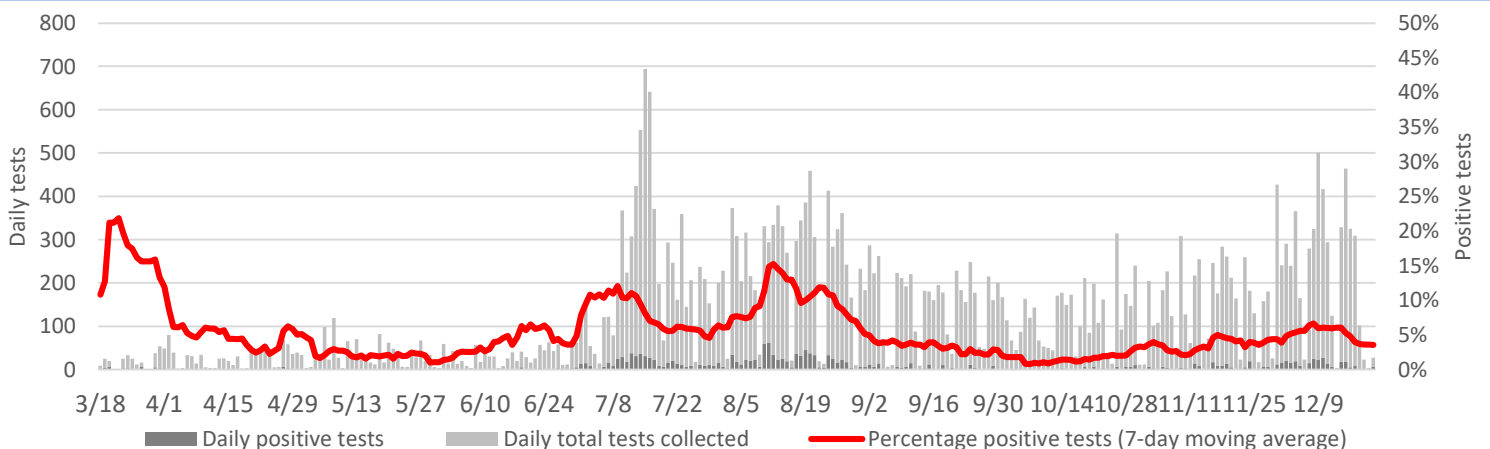
|                        |     |
|------------------------|-----|
| Community transmission | 654 |
| Close contact          | 972 |
| Travel                 | 194 |
| Under investigation    | 114 |

## Clinical symptoms of positives

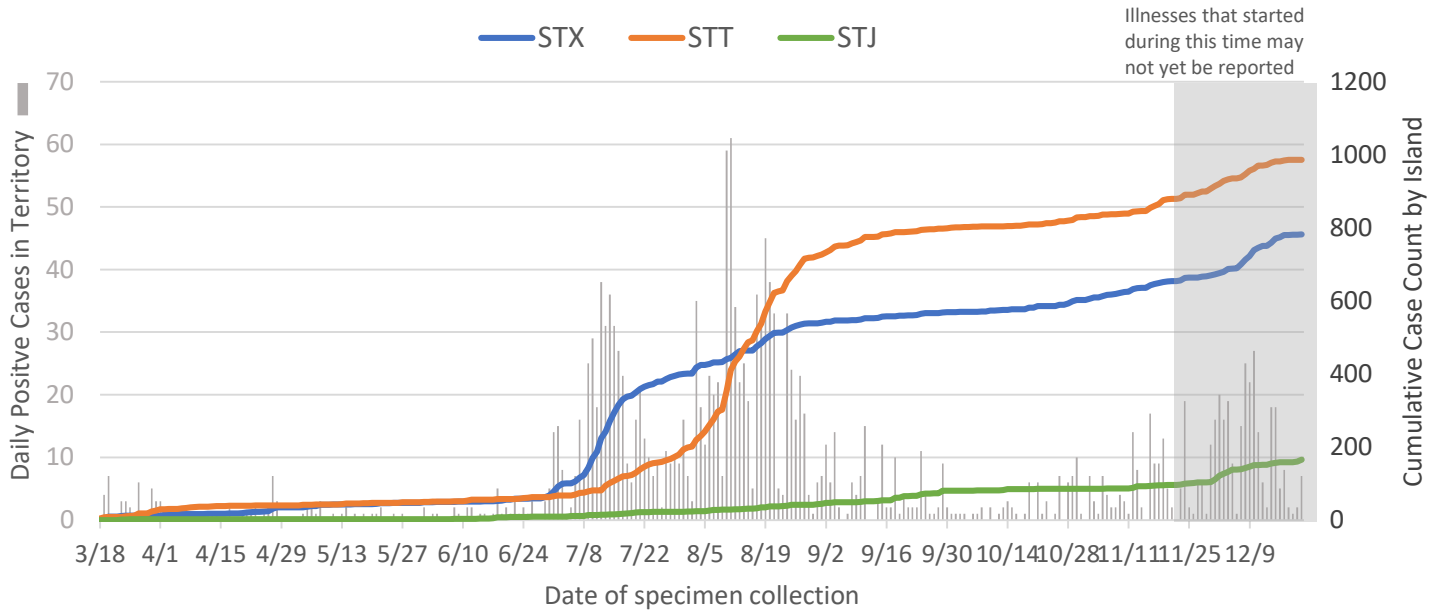
|                     | n   | %   |
|---------------------|-----|-----|
| Cough               | 664 | 34% |
| Fever*              | 614 | 32% |
| Shortness of breath | 199 | 10% |
| Asymptomatic        | 442 | 23% |

\*Subjective fever or measured temp ≥100.4°F

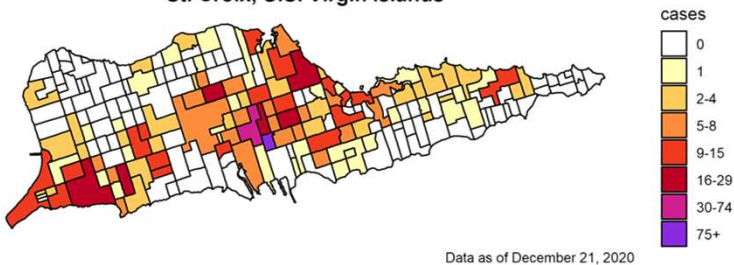
## Rate of Positive Tests in the U.S. Virgin Islands Over Time



# Confirmed COVID-19 cases in the U.S. Virgin Islands, N=1934



## COVID-19 Confirmed Cases St. Croix, U.S. Virgin Islands

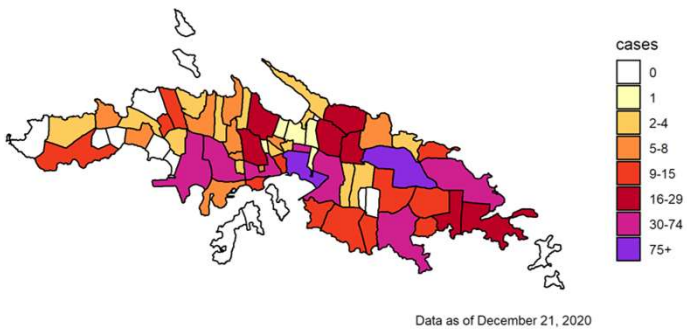


| St. Croix |        |        |        |
|-----------|--------|--------|--------|
|           | 21-Dec | 20-Dec | Change |
| Positive  | 782    | 777    | ▲ 5    |
| Negative  | 16477  | 16220  | ▲ 257  |
| Pending   | 44     | 41     | ▲ 3    |

| STX positive status |     |
|---------------------|-----|
| Active              | 67  |
| Recovered           | 708 |
| Fatality            | 7   |

| STX risk factors    | 21-Dec | 20-Dec | Change |
|---------------------|--------|--------|--------|
| Community           | 180    | 178    | ▲ 2    |
| Close contact       | 446    | 442    | ▲ 4    |
| Travel              | 103    | 100    | ▲ 3    |
| Under investigation | 53     | 57     | ▼ -4   |

## COVID-19 Confirmed Cases St. Thomas, U.S. Virgin Islands

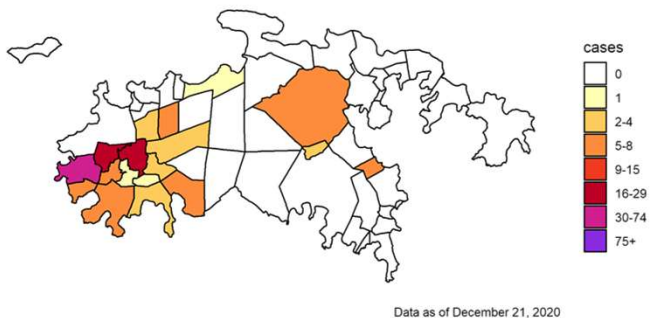


| St. Thomas & Water Island |        |        |        |
|---------------------------|--------|--------|--------|
|                           | 21-Dec | 20-Dec | Change |
| Positive                  | 987    | 986    | ▲ 1    |
| Negative                  | 13820  | 13796  | ▲ 24   |
| Pending                   | 17     | 8      | ▲ 9    |

| STT positive status |     |
|---------------------|-----|
| Active              | 34  |
| Recovered           | 938 |
| Fatality            | 15  |

| STT risk factors    | 21-Dec | 20-Dec | Change |
|---------------------|--------|--------|--------|
| Community           | 417    | 415    | ▲ 2    |
| Close contact       | 459    | 457    | ▲ 2    |
| Travel              | 71     | 71     | ◀▶ 0   |
| Under investigation | 40     | 43     | ▼ -3   |

## COVID-19 Confirmed Cases St. John, U.S. Virgin Islands



| St. John |        |        |        |
|----------|--------|--------|--------|
|          | 21-Dec | 20-Dec | Change |
| Positive | 165    | 158    | ▲ 7    |
| Negative | 1730   | 1730   | ◀▶ 0   |
| Pending  | 33     | 33     | ◀▶ 0   |

| STJ positive status |     |
|---------------------|-----|
| Active              | 25  |
| Recovered           | 139 |
| Fatality            | 1   |

| STJ risk factors    | 21-Dec | 20-Dec | Change |
|---------------------|--------|--------|--------|
| Community           | 57     | 55     | ▲ 2    |
| Close contact       | 67     | 65     | ▲ 2    |
| Travel              | 20     | 20     | ◀▶ 0   |
| Under investigation | 21     | 18     | ▲ 3    |

\*ALL DATA ARE PROVISIONAL\*