



# VIDOH COVID-19 Response Report date: December 11, 2021



## Contact Numbers: Hotline

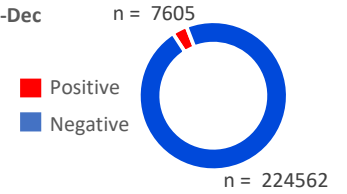
Informational Hotline (non-medical 8am-8pm)  
Hosted by VITEMA: 340-715-6843

Potential PUIs only 8am-10pm  
STX: (340) 712-6299  
STT/STJ: (340) 776-1519

## Testing Summary

|                | 10-Dec | 09-Dec |
|----------------|--------|--------|
| Total Tests    | 232167 | 231765 |
| Positive Tests | 7605   | 7598   |
| Negative Tests | 224562 | 224167 |

Change since 09-Dec  
 ▲ 402  
 ▲ 7  
 ▲ 395

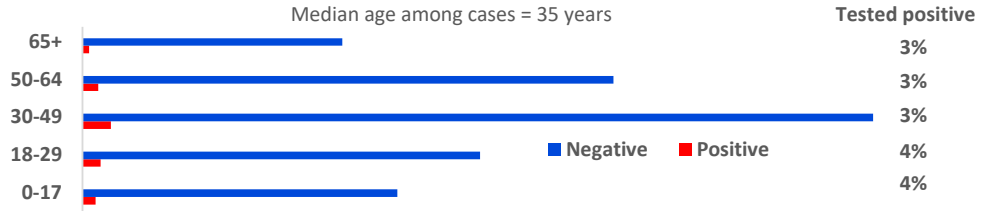


## Calls volume to the hotline

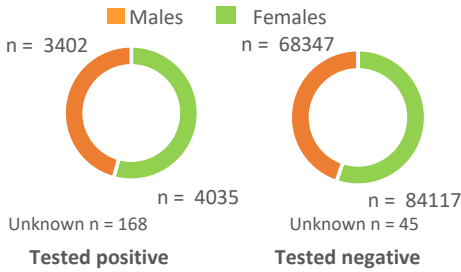
| 10-Dec | 09-Dec | Change since 09-Dec |
|--------|--------|---------------------|
| 74     | 68     | ▲ 6                 |

Calls completed from  
 March 5, 2020 - Dec 10, 2021  
 38229 total calls  
 36 average per day

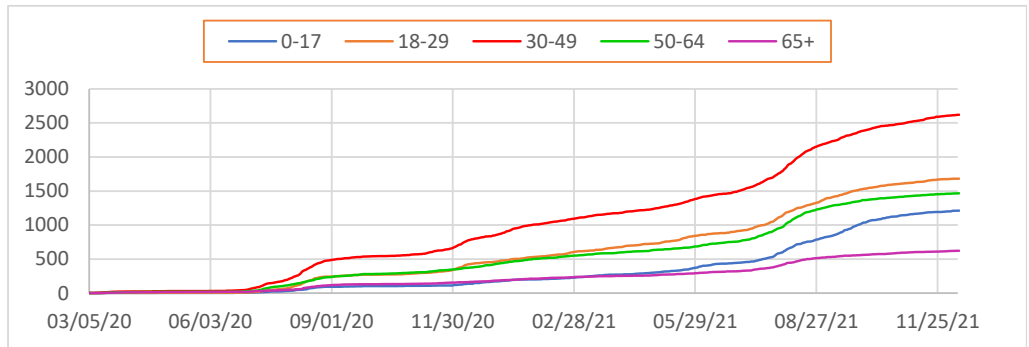
## Test result by age group



## Test result among males and females



## Positive test result by age group over time



## Current status of USVI positive cases

|           | 10-Dec | 09-Dec | Change |
|-----------|--------|--------|--------|
| Active    | 66     | 60     | ▲ 6    |
| Recovered | 7452   | 7451   | ▲ 1    |
| Fatality  | 87     | 87     | ◀ 0    |

New Fatalities: None

## USVI risk factors for transmission

|                        | 10-Dec | 09-Dec | Change |
|------------------------|--------|--------|--------|
| Community transmission | 1985   | 1980   | ▲ 5    |
| Close contact          | 3460   | 3454   | ▲ 6    |
| Travel                 | 223    | 223    | ◀ 0    |
| Under investigation    | 1113   | 1117   | ▼ 4    |
| Unknown                | 824    | 824    | ◀ 0    |

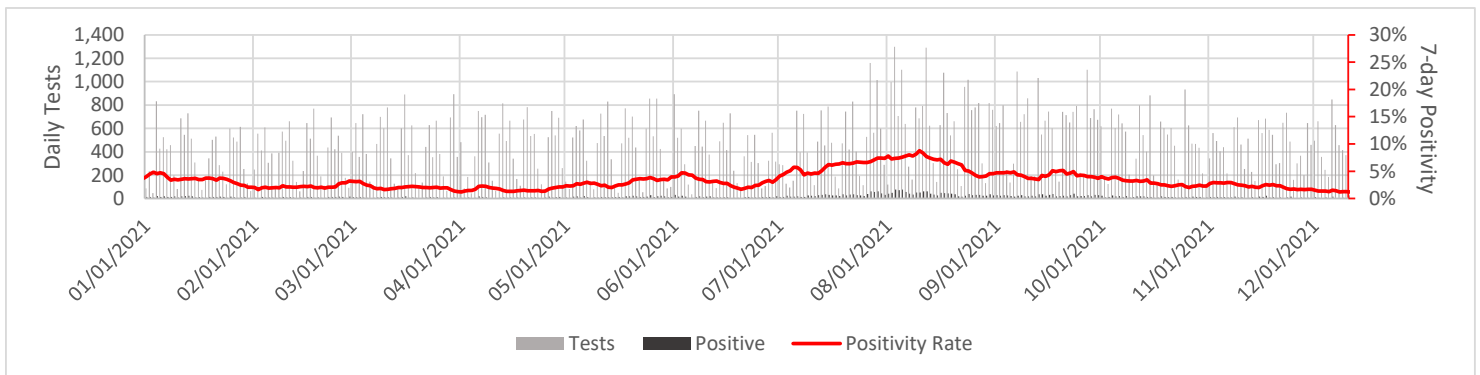
## Clinical symptoms of positives

| Symptom             | n    | %   |
|---------------------|------|-----|
| Cough               | 2935 | 39% |
| Fever*              | 1990 | 26% |
| Shortness of breath | 658  | 9%  |
| Asymptomatic        | 2197 | 29% |

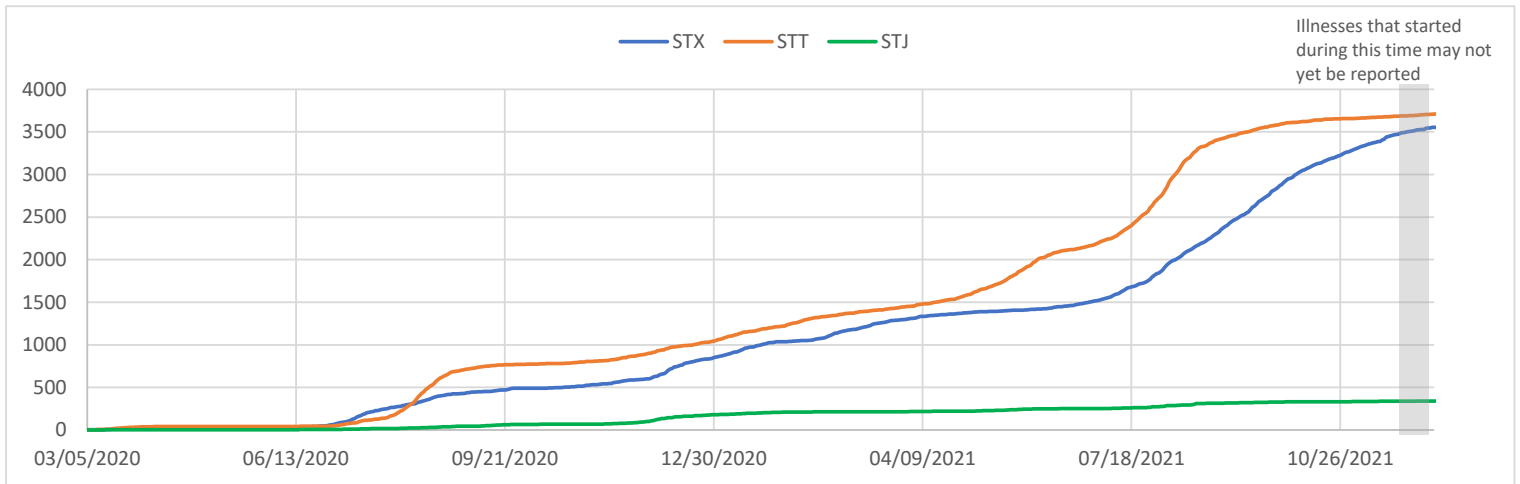
\*Subjective fever or measured temp ≥100.4°F

## Rate of Positive Tests in the U.S. Virgin Islands Over Time

7 day percent positivity: 1.24%



Confirmed COVID-19 cases in the U.S. Virgin Islands, N=7605



| St. Croix |        |        |        |     |
|-----------|--------|--------|--------|-----|
|           | 10-Dec | 09-Dec | Change |     |
| Positive  | 3554   | 3551   | ▲      | 3   |
| Negative* | 128663 | 128404 | ▲      | 259 |

| STX positive status |      |
|---------------------|------|
| Active              | 45   |
| Recovered           | 3472 |
| Fatality            | 37   |

New Fatalities: 0

| STX risk factors    |        |        |        |   |
|---------------------|--------|--------|--------|---|
|                     | 10-Dec | 09-Dec | Change |   |
| Community           | 767    | 764    | ▲      | 3 |
| Close contact       | 1756   | 1753   | ▲      | 3 |
| Travel              | 111    | 111    | ◄►     | 0 |
| Under investigation | 557    | 560    | ▼      | 3 |
| Unknown             | 363    | 363    | ◄►     | 0 |

| St. Thomas & Water Island |        |        |        |     |
|---------------------------|--------|--------|--------|-----|
|                           | 10-Dec | 09-Dec | Change |     |
| Positive                  | 3712   | 3708   | ▲      | 4   |
| Negative*                 | 84611  | 84488  | ▲      | 123 |

| STT positive status |      |
|---------------------|------|
| Active              | 20   |
| Recovered           | 3646 |
| Fatality            | 46   |

New Fatalities: 0

| STT risk factors    |        |        |        |   |
|---------------------|--------|--------|--------|---|
|                     | 10-Dec | 09-Dec | Change |   |
| Community           | 1112   | 1110   | ▲      | 2 |
| Close contact       | 1551   | 1548   | ▲      | 3 |
| Travel              | 90     | 90     | ◄►     | 0 |
| Under investigation | 529    | 530    | ▼      | 1 |
| Unknown             | 430    | 430    | ◄►     | 0 |

| St. John  |        |        |        |    |
|-----------|--------|--------|--------|----|
|           | 10-Dec | 09-Dec | Change |    |
| Positive  | 339    | 339    | ◄►     | 0  |
| Negative* | 9836   | 9824   | ▲      | 12 |

| STJ positive status |     |
|---------------------|-----|
| Active              | 1   |
| Recovered           | 334 |
| Fatality            | 4   |

New Fatalities: 0

| STJ risk factors    |        |        |        |   |
|---------------------|--------|--------|--------|---|
|                     | 10-Dec | 09-Dec | Change |   |
| Community           | 106    | 106    | ◄►     | 0 |
| Close contact       | 153    | 153    | ◄►     | 0 |
| Travel              | 22     | 22     | ◄►     | 0 |
| Under investigation | 27     | 27     | ◄►     | 0 |
| Unknown             | 31     | 31     | ◄►     | 0 |

\* There are 1452 negative lab results with Unknown Jurisdiction.