



VIDOH 2020 COVID-19 Response Report date: August 19, 2020



UNITED STATES VIRGIN ISLANDS
Department of Health

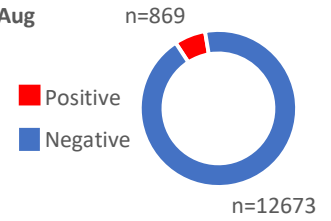
Contact Numbers: Hotline

Informational Hotline (non-medical 8am-8pm)
Hosted by VITEMA: 340-715-6843

Potential PUIs only 8am-10pm
STX: (340) 712-6299
STT/STJ: (340) 776-1519

Testing Summary

	19-Aug	18-Aug	Change since 18-Aug
Total tested	13563	13360	▲ 203
Tested positive	869	828	▲ 41
Tested negative	12673	12517	▲ 156
Pending tests	21	15	▲ 6

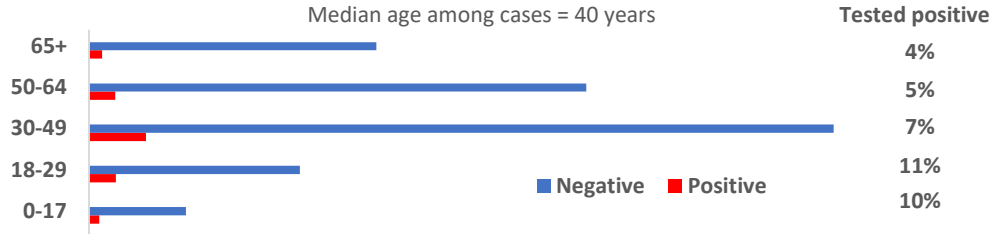


Calls volume to the hotline

19-Aug	18-Aug	Change since 18-Aug
94	78	▲ 16

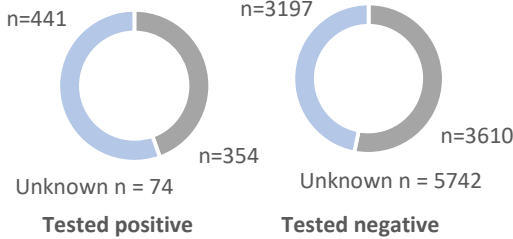
Calls completed from March 5-Aug 19, 2020
8406 total calls
50 average per day

Test result by age group

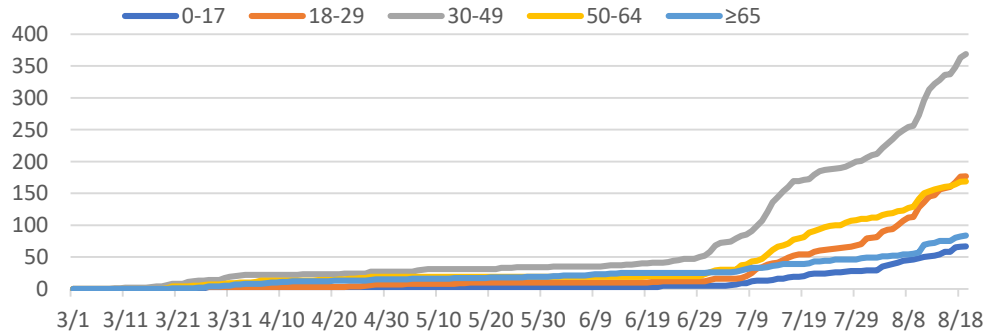


Test result among males and females

Males Females



Positive test result by age group over time



Current status of USVI positive cases

	19-Aug	18-Aug	Change
Active	236	235	▲ 1
Recovered	623	584	▲ 39
Fatality	10	9	▲ 1

USVI risk factors for transmission

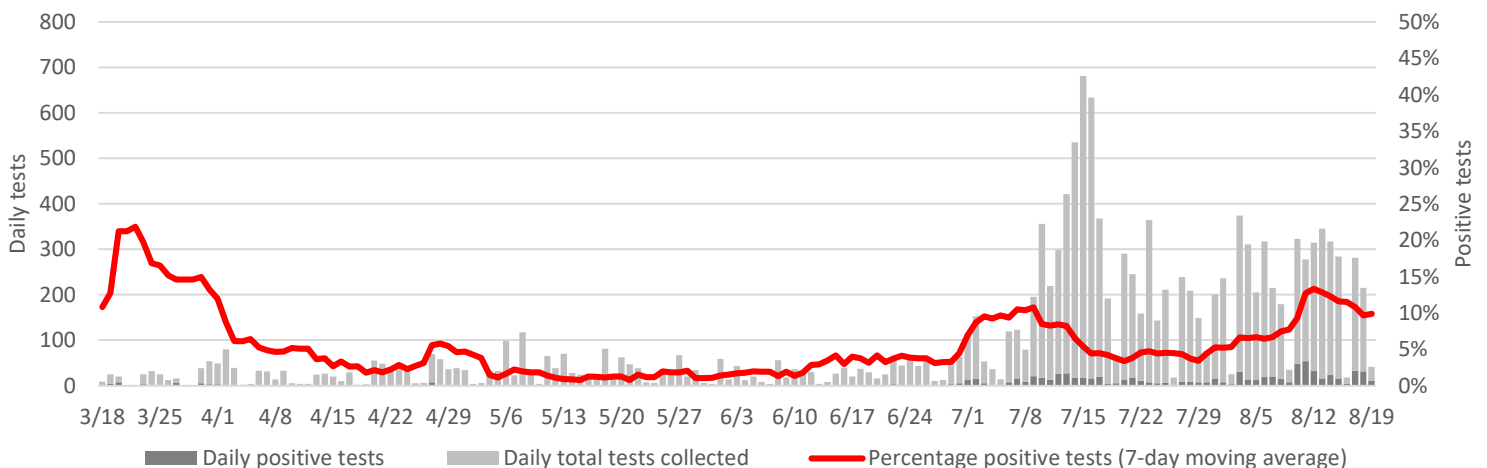
Community transmission	246
Close contact	389
Travel	79
Under investigation	155

Clinical symptoms of positives

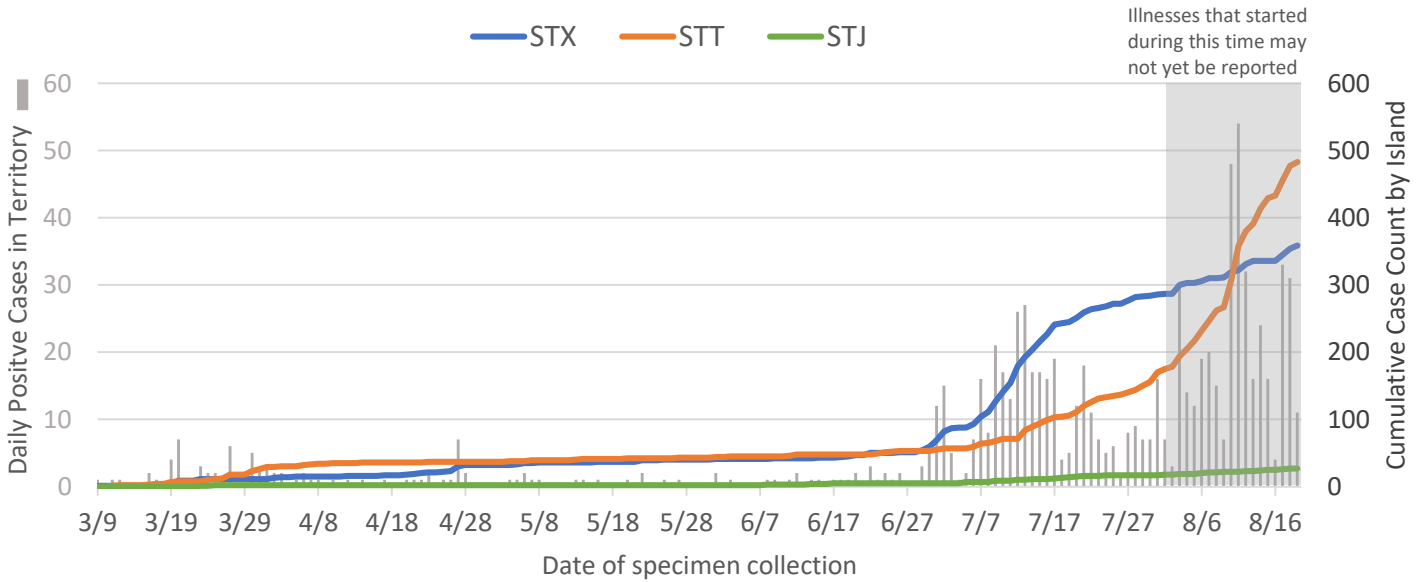
	n	%
Cough	301	35%
Fever*	273	31%
Shortness of breath	103	12%
Asymptomatic	168	19%

*Subjective fever or measured temp $\geq 100.4^{\circ}\text{F}$

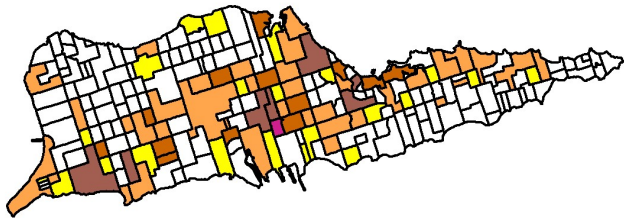
Rate of Positive Tests in the U.S. Virgin Islands Over Time



Confirmed COVID-19 cases in the U.S. Virgin Islands, N=869



COVID-19 Confirmed Cases
St. Croix, U.S. Virgin Islands



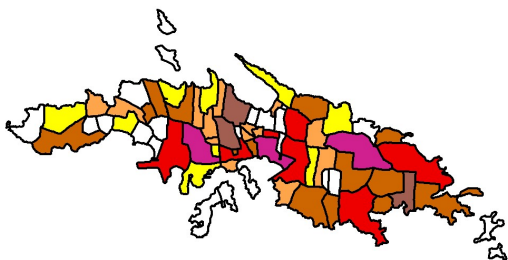
Data as of August 19, 2020

St. Croix			
	19-Aug	18-Aug	Change
Positive	359	343	▲ 16
Negative	7496	7439	▲ 57
Pending	4	0	▲ 4

STX positive status	
Active	52
Recovered	302
Fatality	5

STX risk factors	19-Aug	18-Aug	Change
Community	60	55	▲ 5
Close contact	213	213	◀▶ 0
Travel	43	42	▲ 1
Under investigation	43	33	▲ 10

COVID-19 Confirmed Cases
St. Thomas, U.S. Virgin Islands



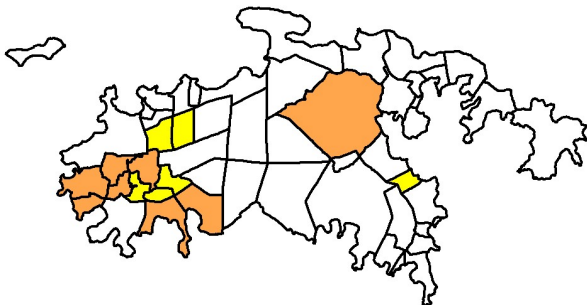
Data as of August 19, 2020

St. Thomas & Water Island			
	19-Aug	18-Aug	Change
Positive	483	460	▲ 23
Negative	4849	4750	▲ 99
Pending	14	11	▲ 3

STT positive status	
Active	177
Recovered	301
Fatality	5

STT risk factors	19-Aug	18-Aug	Change
Community	171	157	▲ 14
Close contact	171	164	▲ 7
Travel	31	31	◀▶ 0
Under investigation	110	108	▲ 2

COVID-19 Confirmed Cases
St. John, U.S. Virgin Islands



Data as of August 19, 2020

St. John			
	19-Aug	18-Aug	Change
Positive	27	25	▲ 2
Negative	328	328	◀▶ 0
Pending	3	4	▼ -1

STJ positive status	
Active	7
Recovered	20
Fatality	0

STJ risk factors	19-Aug	18-Aug	Change
Community	15	15	◀▶ 0
Close contact	5	3	▲ 2
Travel	5	5	◀▶ 0
Under investigation	2	2	◀▶ 0