



VIDOH COVID-19 Response Report date: July 15, 2021



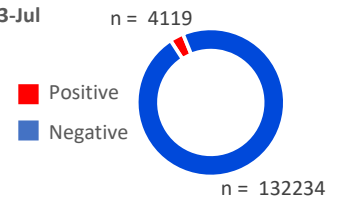
Contact Numbers: Hotline

Informational Hotline (non-medical 8am-8pm)
Hosted by VITEMA: 340-715-6843

Potential PUIs only 8am-10pm
STX: (340) 712-6299
STT/STJ: (340) 776-1519

Testing Summary

| | 14-Jul | 13-Jul | Change since 13-Jul |
|----------------|--------|--------|---------------------|
| Total Tests | 136353 | 135764 | ▲ 589 |
| Positive Tests | 4119 | 4104 | ▲ 15 |
| Negative Tests | 132234 | 131660 | ▲ 574 |

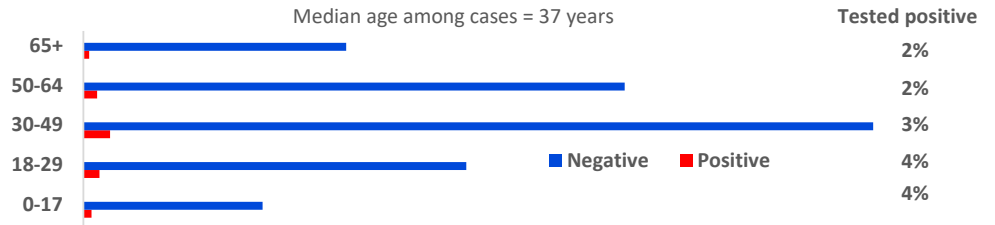


Calls volume to the hotline

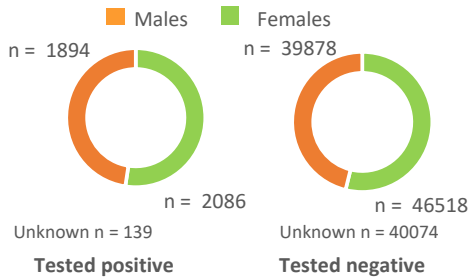
| 14-Jul | 13-Jul | Change since 13-Jul |
|--------|--------|---------------------|
| 77 | 61 | ▲ 16 |

Calls completed from
March 5, 2020 - Jul 14, 2021
20491 total calls
41 average per day

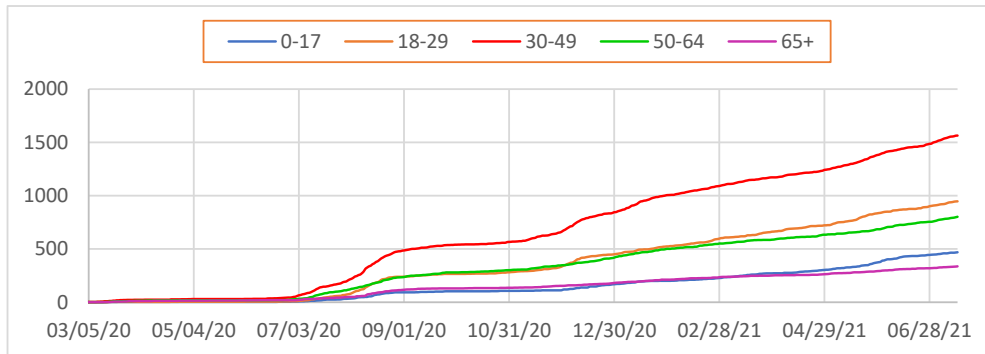
Test result by age group



Test result among males and females



Positive test result by age group over time



Current status of USVI positive cases

| | 14-Jul | 13-Jul | Change |
|-----------|--------|--------|--------|
| Active | 124 | 120 | ▲ 4 |
| Recovered | 3963 | 3952 | ▲ 11 |
| Fatality | 32 | 32 | ◄ 0 |

USVI risk factors for transmission

| | 14-Jul | 13-Jul | Change |
|------------------------|--------|--------|--------|
| Community transmission | 1258 | 1249 | ▲ 9 |
| Close contact | 2014 | 1999 | ▲ 15 |
| Travel | 201 | 201 | ◄ 0 |
| Under investigation | 375 | 386 | ▼ 11 |
| Unknown | 271 | 269 | ▲ 2 |

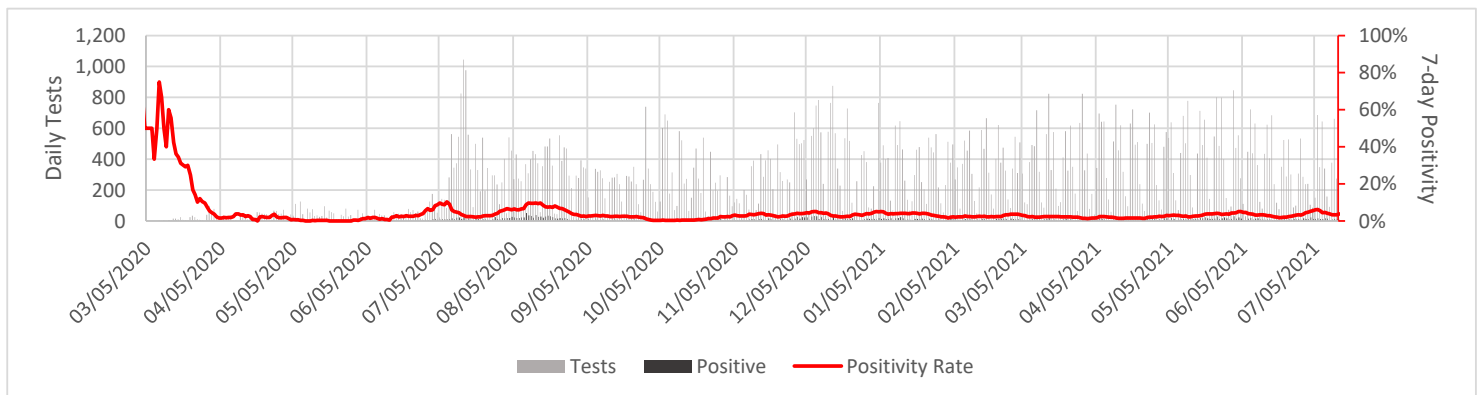
Clinical symptoms of positives

| | n | % |
|---------------------|------|-----|
| Cough | 1574 | 38% |
| Fever* | 1265 | 31% |
| Shortness of breath | 401 | 10% |
| Asymptomatic | 1170 | 28% |

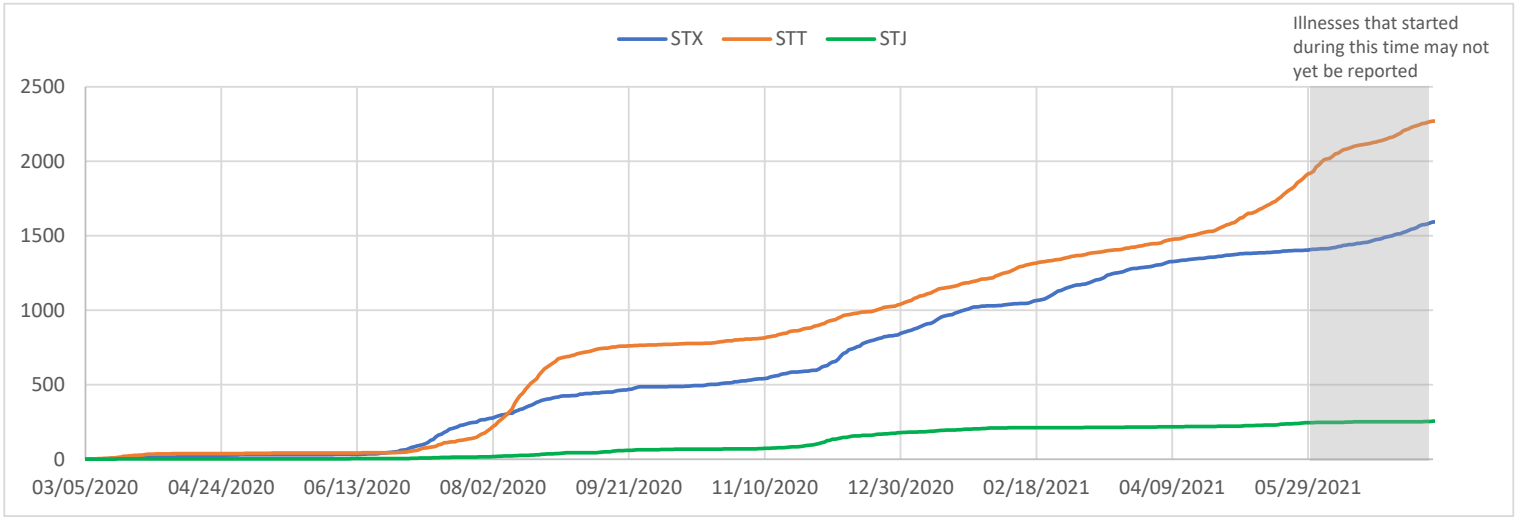
*Subjective fever or measured temp ≥100.4°F

Rate of Positive Tests in the U.S. Virgin Islands Over Time

7 day percent positivity: 3.33%



Confirmed COVID-19 cases in the U.S. Virgin Islands, N=4119



| St. Croix | | | | |
|-----------|--------|--------|--------|-----|
| | 14-Jul | 13-Jul | Change | |
| Positive | 1593 | 1585 | ▲ | 8 |
| Negative* | 70247 | 69896 | ▲ | 351 |

| STX positive status | |
|---------------------|------|
| Active | 57 |
| Recovered | 1525 |
| Fatality | 11 |

| STX risk factors | | | | |
|---------------------|--------|--------|--------|---|
| | 14-Jul | 13-Jul | Change | |
| Community | 406 | 401 | ▲ | 5 |
| Close contact | 840 | 834 | ▲ | 6 |
| Travel | 105 | 105 | ◀▶ | 0 |
| Under investigation | 139 | 143 | ▼ | 4 |
| Unknown | 103 | 102 | ▲ | 1 |

| St. Thomas & Water Island | | | | |
|---------------------------|--------|--------|--------|-----|
| | 14-Jul | 13-Jul | Change | |
| Positive | 2270 | 2267 | ▲ | 3 |
| Negative* | 54510 | 54347 | ▲ | 163 |

| STT positive status | |
|---------------------|------|
| Active | 63 |
| Recovered | 2187 |
| Fatality | 20 |

| STT risk factors | | | | |
|---------------------|--------|--------|--------|---|
| | 14-Jul | 13-Jul | Change | |
| Community | 760 | 756 | ▲ | 4 |
| Close contact | 1052 | 1045 | ▲ | 7 |
| Travel | 77 | 77 | ◀▶ | 0 |
| Under investigation | 224 | 233 | ▼ | 9 |
| Unknown | 157 | 156 | ▲ | 1 |

| St. John | | | | |
|-----------|--------|--------|--------|----|
| | 14-Jul | 13-Jul | Change | |
| Positive | 256 | 252 | ▲ | 4 |
| Negative* | 6506 | 6448 | ▲ | 58 |

| STJ positive status | |
|---------------------|-----|
| Active | 4 |
| Recovered | 251 |
| Fatality | 1 |

| STJ risk factors | | | | |
|---------------------|--------|--------|--------|---|
| | 14-Jul | 13-Jul | Change | |
| Community | 92 | 92 | ◀▶ | 0 |
| Close contact | 122 | 120 | ▲ | 2 |
| Travel | 19 | 19 | ◀▶ | 0 |
| Under investigation | 12 | 10 | ▲ | 2 |
| Unknown | 11 | 11 | ◀▶ | 0 |

* There are 971 negative lab results with Unknown Jurisdiction.