



VIDOH COVID-19 Response Report date: May 17, 2022



Contact Numbers: Hotline

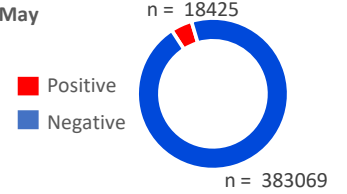
Informational Hotline (non-medical 8am-8pm)
 Hosted by VITEMA: 340-715-6843

Potential PUIs only 8am-10pm
 STX: (340) 712-6299
 STT/STJ: (340) 776-1519

Testing Summary

| | 16-May | 15-May |
|----------------|--------|--------|
| Total Tests | 401494 | 399743 |
| Positive Tests | 18425 | 18243 |
| Negative Tests | 383069 | 381500 |

Change since 15-May
 ▲ 1751
 ▲ 182
 ▲ 1569

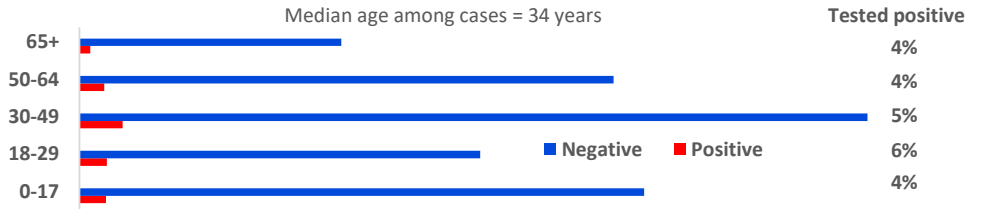


Calls volume to the hotline

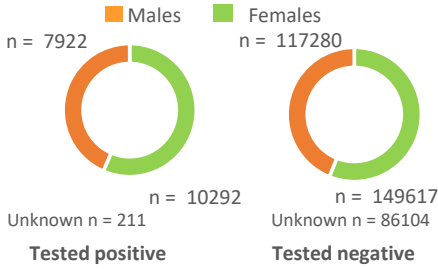
| 16-May | 15-May | Change since 15-May |
|--------|--------|---------------------|
| 63 | 82 | ▼ 19 |

Calls completed from
 March 5, 2020 - May 16, 2022
 48877 total calls
 61 average per day

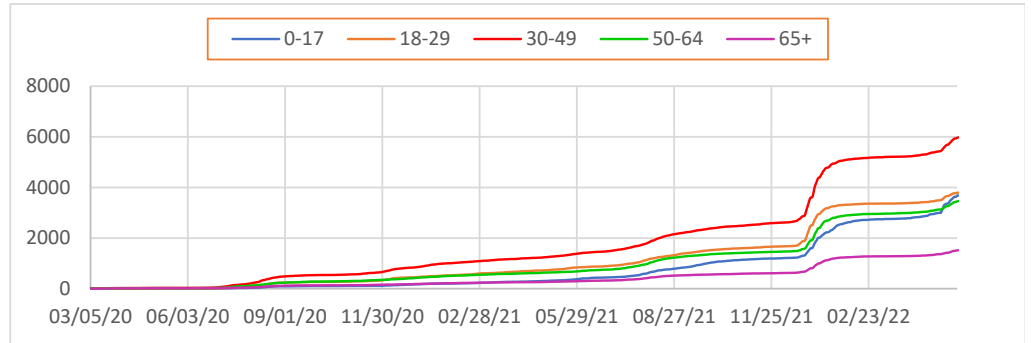
Test result by age group



Test result among males and females



Positive test result by age group over time



Current status of USVI positive cases

| | 16-May | 15-May | Change |
|-----------|--------|--------|--------|
| Active | 1031 | 901 | ▲ 130 |
| Recovered | 17281 | 17229 | ▲ 52 |
| Fatality | 113 | 113 | ◄ 0 |

New Fatalities: None

USVI risk factors for transmission

| | 16-May | 15-May | Change |
|------------------------|--------|--------|--------|
| Community transmission | 2201 | 2201 | ◄ 0 |
| Close contact | 3777 | 3777 | ◄ 0 |
| Travel | 234 | 234 | ◄ 0 |
| Under investigation | 11188 | 11006 | ▲ 182 |
| Unknown | 1025 | 1025 | ◄ 0 |

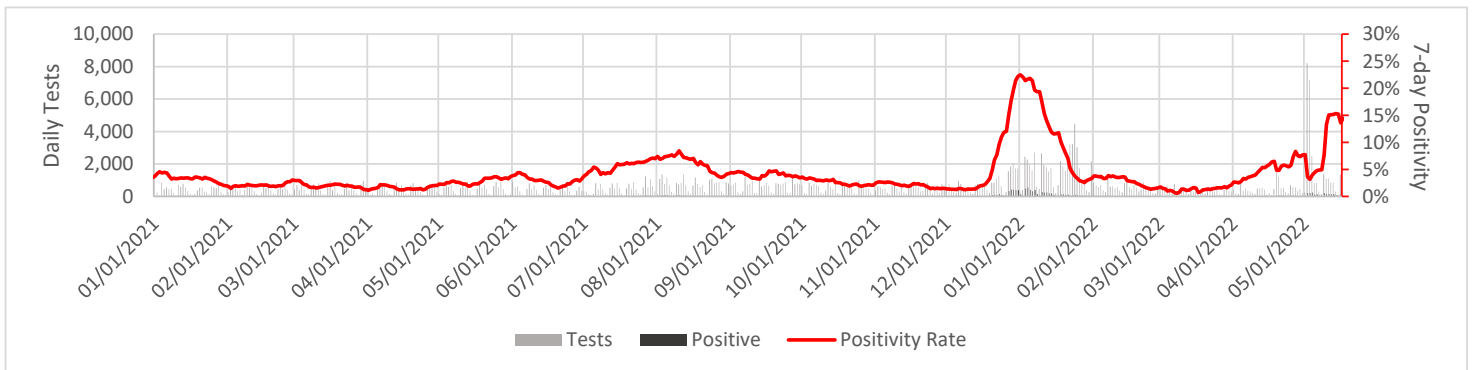
Clinical symptoms of positives

| Symptom | n | % |
|---------------------|-------|-----|
| Cough | 3600 | 20% |
| Fever* | 2306 | 13% |
| Shortness of breath | 760 | 4% |
| Asymptomatic | 11568 | 63% |

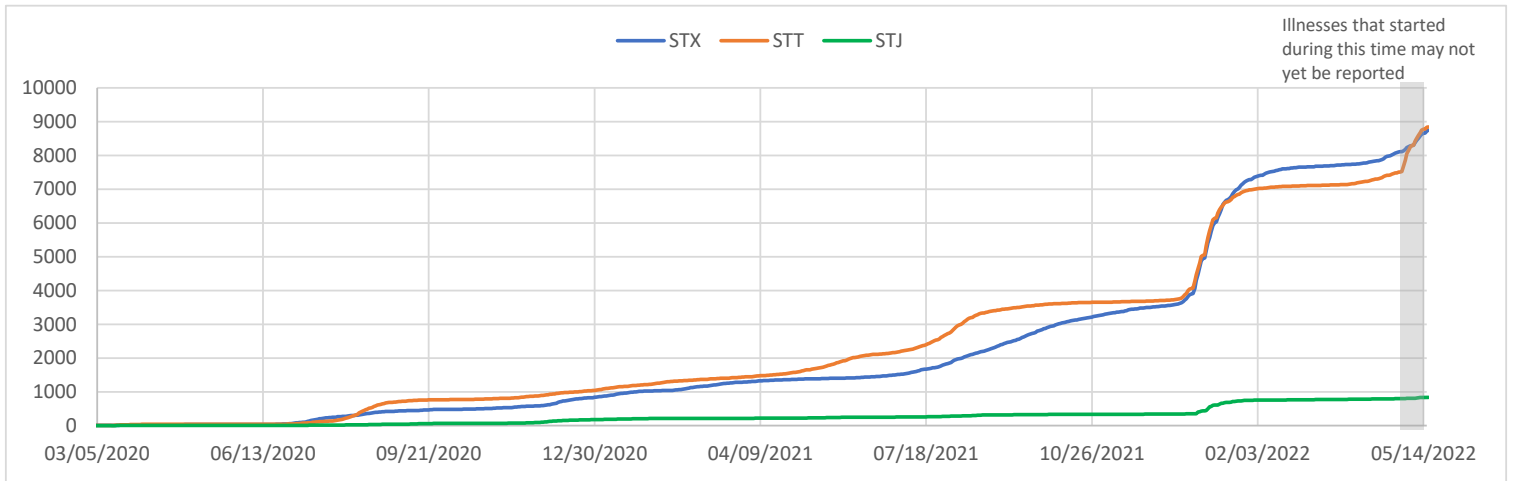
*Subjective fever or measured temp ≥100.4°F

Rate of Positive Tests in the U.S. Virgin Islands Over Time

7 day percent positivity: 13.57%



Confirmed COVID-19 cases in the U.S. Virgin Islands, N=18425



| St. Croix | | | | |
|-----------|--------|--------|--------|-----|
| | 16-May | 15-May | Change | |
| Positive | 8747 | 8647 | ▲ | 100 |
| Negative* | 209930 | 209148 | ▲ | 782 |

| STX positive status | |
|---------------------|------|
| Active | 453 |
| Recovered | 8245 |
| Fatality | 49 |

New Fatalities: 0

| STX risk factors | | | | |
|---------------------|--------|--------|--------|-----|
| | 16-May | 15-May | Change | |
| Community | 919 | 919 | ◀▶ | 0 |
| Close contact | 1967 | 1967 | ◀▶ | 0 |
| Travel | 117 | 117 | ◀▶ | 0 |
| Under investigation | 5270 | 5170 | ▲ | 100 |
| Unknown | 474 | 474 | ◀▶ | 0 |

| St. Thomas & Water Island | | | | |
|---------------------------|--------|--------|--------|-----|
| | 16-May | 15-May | Change | |
| Positive | 8842 | 8763 | ▲ | 79 |
| Negative* | 152492 | 151766 | ▲ | 726 |

| STT positive status | |
|---------------------|------|
| Active | 554 |
| Recovered | 8229 |
| Fatality | 59 |

New Fatalities: 0

| STT risk factors | | | | |
|---------------------|--------|--------|--------|----|
| | 16-May | 15-May | Change | |
| Community | 1172 | 1172 | ◀▶ | 0 |
| Close contact | 1654 | 1654 | ◀▶ | 0 |
| Travel | 95 | 95 | ◀▶ | 0 |
| Under investigation | 5405 | 5326 | ▲ | 79 |
| Unknown | 516 | 516 | ◀▶ | 0 |

| St. John | | | | |
|-----------|--------|--------|--------|----|
| | 16-May | 15-May | Change | |
| Positive | 835 | 833 | ▲ | 2 |
| Negative* | 18288 | 18235 | ▲ | 53 |

| STJ positive status | |
|---------------------|-----|
| Active | 23 |
| Recovered | 807 |
| Fatality | 5 |

New Fatalities: 0

| STJ risk factors | | | | |
|---------------------|--------|--------|--------|---|
| | 16-May | 15-May | Change | |
| Community | 110 | 110 | ◀▶ | 0 |
| Close contact | 156 | 156 | ◀▶ | 0 |
| Travel | 22 | 22 | ◀▶ | 0 |
| Under investigation | 512 | 510 | ▲ | 2 |
| Unknown | 35 | 35 | ◀▶ | 0 |

* There are 2359 negative lab results with Unknown Jurisdiction.