



# VIDOH COVID-19 Response Report date: March 24, 2022



## Contact Numbers: Hotline

Informational Hotline (non-medical 8am-8pm)  
Hosted by VITEMA: 340-715-6843

Potential PUIs only 8am-10pm  
STX: (340) 712-6299  
STT/STJ: (340) 776-1519

## Testing Summary

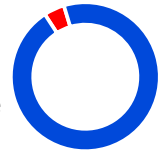
|                | 23-Mar | 22-Mar |
|----------------|--------|--------|
| Total Tests    | 346093 | 345740 |
| Positive Tests | 15606  | 15596  |
| Negative Tests | 330487 | 330144 |

Change since 22-Mar

- ▲ 353
- ▲ 10
- ▲ 343

n = 15606

Positive  
Negative



n = 330487

## Calls volume to the hotline

| 23-Mar | 22-Mar | Change since 22-Mar |
|--------|--------|---------------------|
| 34     | 33     | ▲ 1                 |

### Calls completed from

March 5, 2020 - Mar 23, 2022

46436 total calls

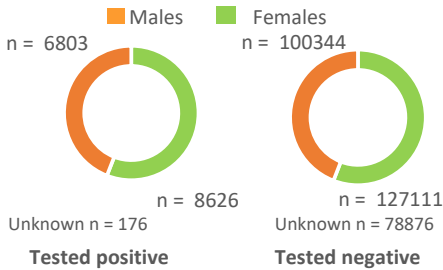
62 average per day

## Test result by age group

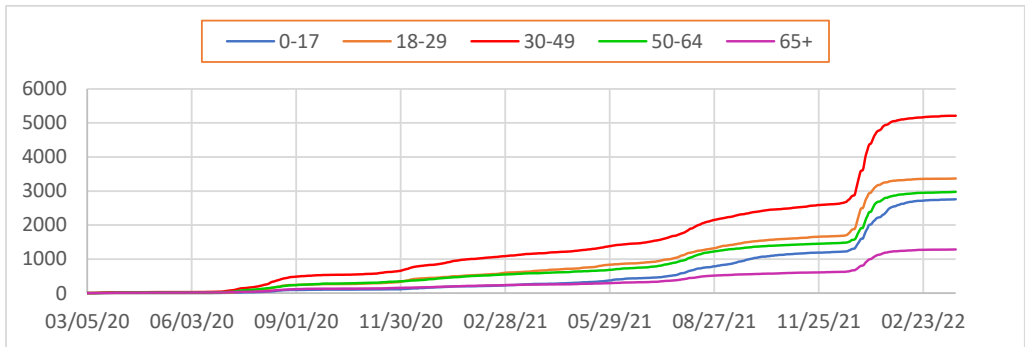
Median age among cases = 35 years



## Test result among males and females



## Positive test result by age group over time



## Current status of USVI positive cases

|           | 23-Mar | 22-Mar | Change |
|-----------|--------|--------|--------|
| Active    | 41     | 33     | ▲ 8    |
| Recovered | 15455  | 15453  | ▲ 2    |
| Fatality  | 110    | 110    | ◀ 0    |

New Fatalities: None

## USVI risk factors for transmission

|                        | 23-Mar | 22-Mar | Change |
|------------------------|--------|--------|--------|
| Community transmission | 2175   | 2175   | ◀ 0    |
| Close contact          | 3714   | 3714   | ◀ 0    |
| Travel                 | 234    | 234    | ◀ 0    |
| Under investigation    | 8480   | 8470   | ▲ 10   |
| Unknown                | 1002   | 1002   | ◀ 0    |

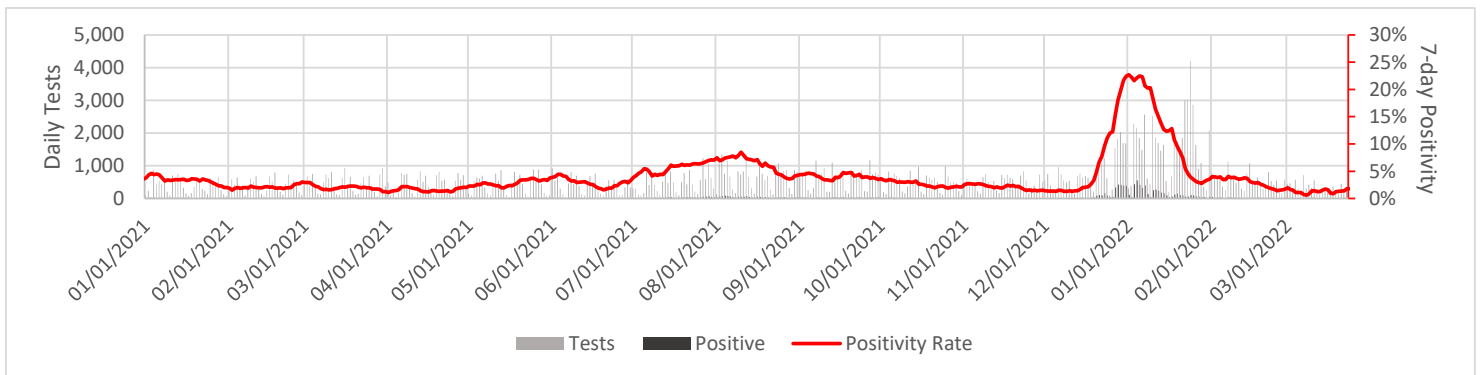
## Clinical symptoms of positives

| Symptom             | n    | %   |
|---------------------|------|-----|
| Cough               | 3458 | 22% |
| Fever*              | 2257 | 14% |
| Shortness of breath | 740  | 5%  |
| Asymptomatic        | 9166 | 59% |

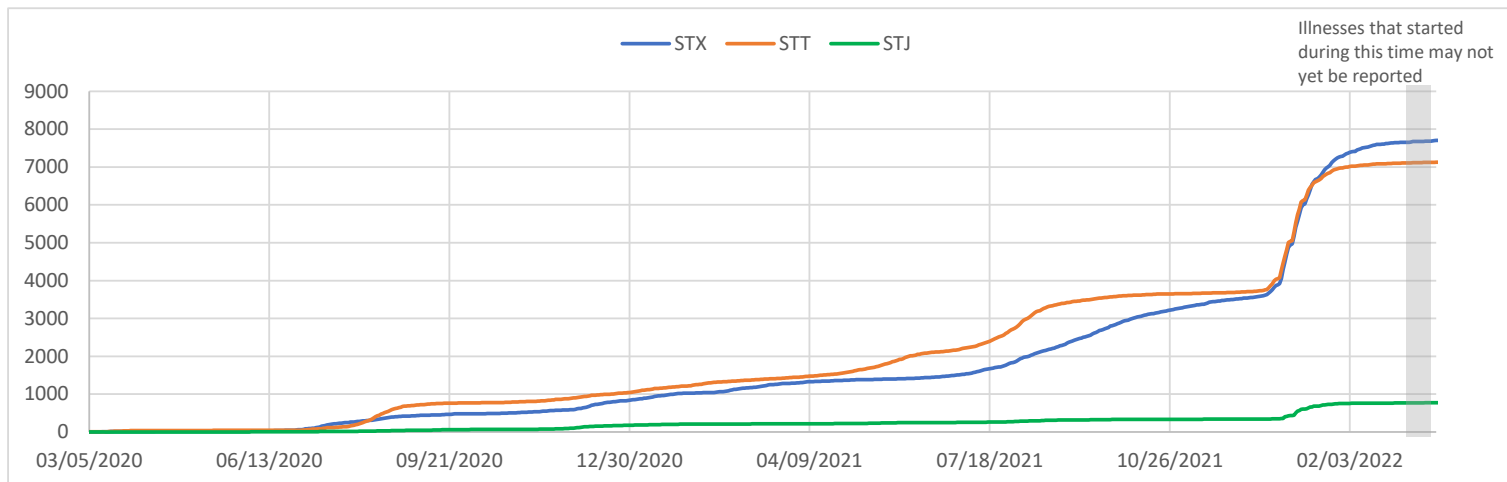
\*Subjective fever or measured temp ≥100.4°F

## Rate of Positive Tests in the U.S. Virgin Islands Over Time

7 day percent positivity: 1.79%



Confirmed COVID-19 cases in the U.S. Virgin Islands, N=15606



| St. Croix |        |        |        |     |
|-----------|--------|--------|--------|-----|
|           | 23-Mar | 22-Mar | Change |     |
| Positive  | 7704   | 7694   | ▲      | 10  |
| Negative* | 188329 | 188121 | ▲      | 208 |

| STX positive status |      |
|---------------------|------|
| Active              | 28   |
| Recovered           | 7630 |
| Fatality            | 46   |

New Fatalities: 0

| STX risk factors    |        |        |        |    |
|---------------------|--------|--------|--------|----|
|                     | 23-Mar | 22-Mar | Change |    |
| Community           | 906    | 906    | ◀▶     | 0  |
| Close contact       | 1948   | 1948   | ◀▶     | 0  |
| Travel              | 117    | 117    | ◀▶     | 0  |
| Under investigation | 4276   | 4266   | ▲      | 10 |
| Unknown             | 457    | 457    | ◀▶     | 0  |

| St. Thomas & Water Island |        |        |        |     |
|---------------------------|--------|--------|--------|-----|
|                           | 23-Mar | 22-Mar | Change |     |
| Positive                  | 7128   | 7128   | ◀▶     | 0   |
| Negative*                 | 124012 | 123906 | ▲      | 106 |

| STT positive status |      |
|---------------------|------|
| Active              | 12   |
| Recovered           | 7057 |
| Fatality            | 59   |

New Fatalities: 0

| STT risk factors    |        |        |        |   |
|---------------------|--------|--------|--------|---|
|                     | 23-Mar | 22-Mar | Change |   |
| Community           | 1160   | 1160   | ◀▶     | 0 |
| Close contact       | 1612   | 1612   | ◀▶     | 0 |
| Travel              | 95     | 95     | ◀▶     | 0 |
| Under investigation | 3751   | 3751   | ◀▶     | 0 |
| Unknown             | 510    | 510    | ◀▶     | 0 |

| St. John  |        |        |        |    |
|-----------|--------|--------|--------|----|
|           | 23-Mar | 22-Mar | Change |    |
| Positive  | 774    | 774    | ◀▶     | 0  |
| Negative* | 16048  | 16019  | ▲      | 29 |

| STJ positive status |     |
|---------------------|-----|
| Active              | 1   |
| Recovered           | 768 |
| Fatality            | 5   |

New Fatalities: 0

| STJ risk factors    |        |        |        |   |
|---------------------|--------|--------|--------|---|
|                     | 23-Mar | 22-Mar | Change |   |
| Community           | 109    | 109    | ◀▶     | 0 |
| Close contact       | 154    | 154    | ◀▶     | 0 |
| Travel              | 22     | 22     | ◀▶     | 0 |
| Under investigation | 454    | 454    | ◀▶     | 0 |
| Unknown             | 35     | 35     | ◀▶     | 0 |

\* There are 2098 negative lab results with Unknown Jurisdiction.