

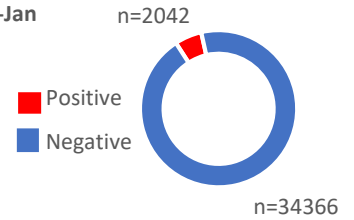


Contact Numbers: Hotline

Informational Hotline (non-medical 8am-8pm)
Hosted by VITEMA: 340-715-6843
Potential PUIs only 8am-10pm
STX: (340) 712-6299
STT/STJ: (340) 776-1519

Testing Summary

Table with 4 columns: Category, 02-Jan, 01-Jan, Change since 02-Jan. Rows include Total tested, Tested positive, Tested negative, and Pending tests.



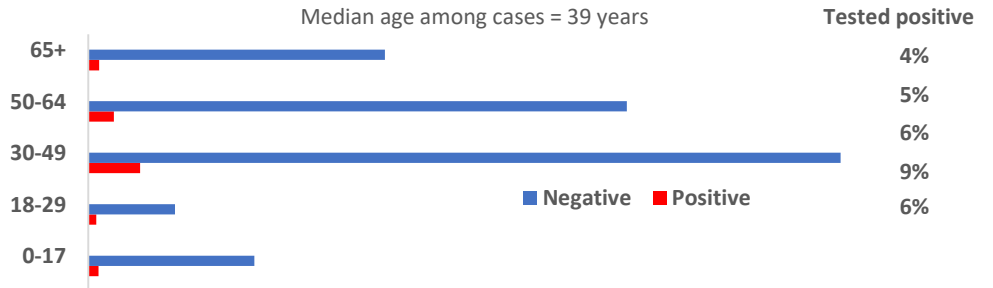
Calls volume to the hotline

Table with 3 columns: 02-Jan, 01-Jan, Change since 02-Jan. Values: 27, 93, -66.

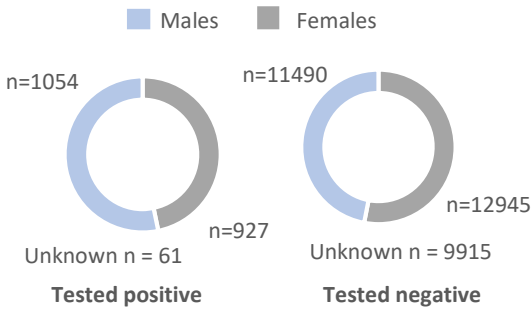
Calls completed from March 5-Jan 03, 2021

14222 total calls
47 average per day

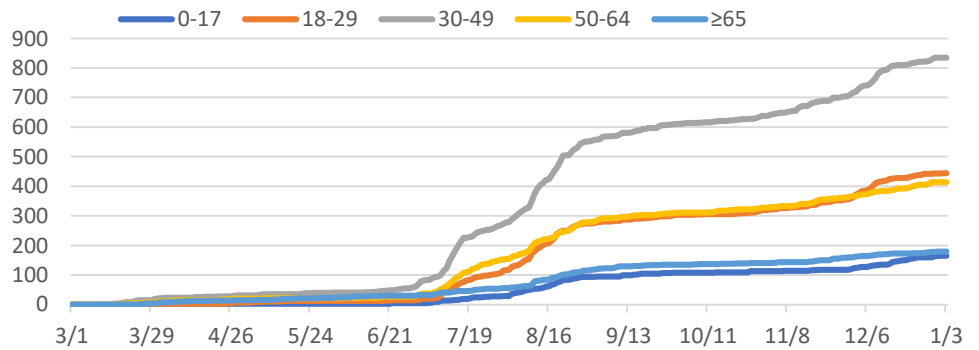
Test result by age group



Test result among males and females



Positive test result by age group over time



Current status of USVI positive cases

Table with 4 columns: Category, 02-Jan, 01-Jan, Change. Rows include Active, Recovered, and Fatality.

USVI risk factors for transmission

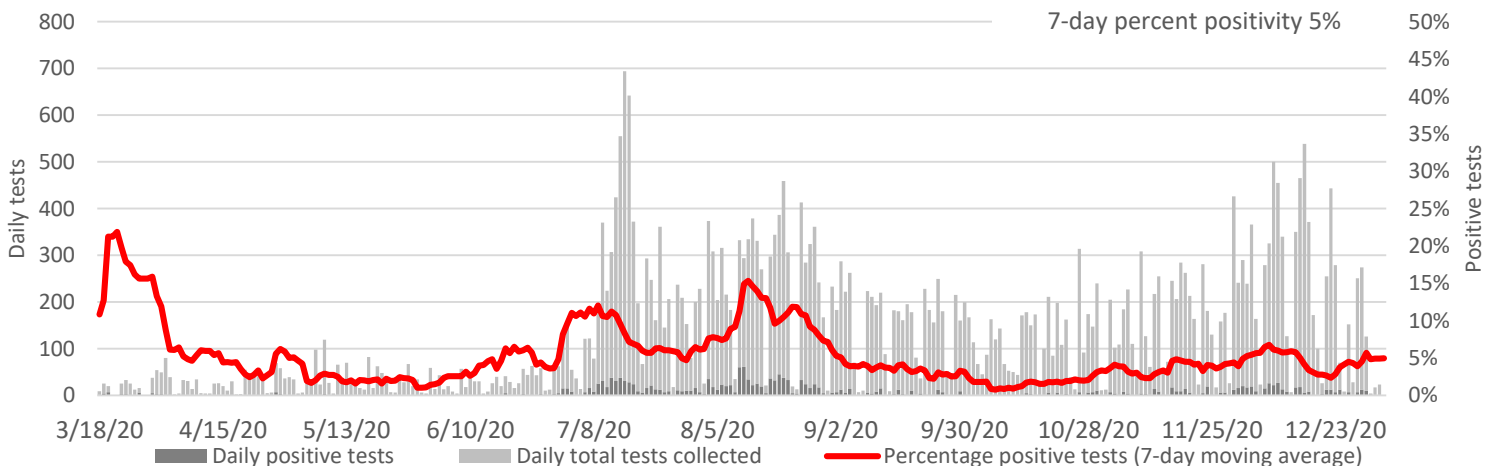
Table with 2 columns: Risk factor, Count. Rows include Community transmission, Close contact, Travel, Under investigation.

Clinical symptoms of positives

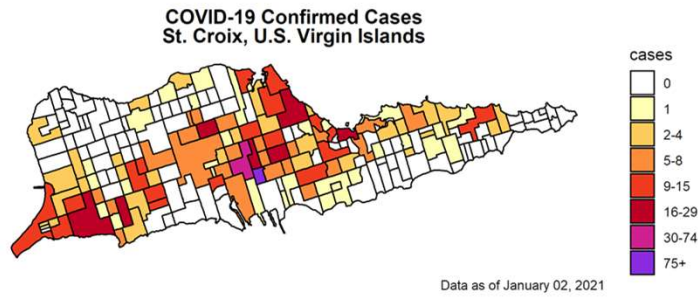
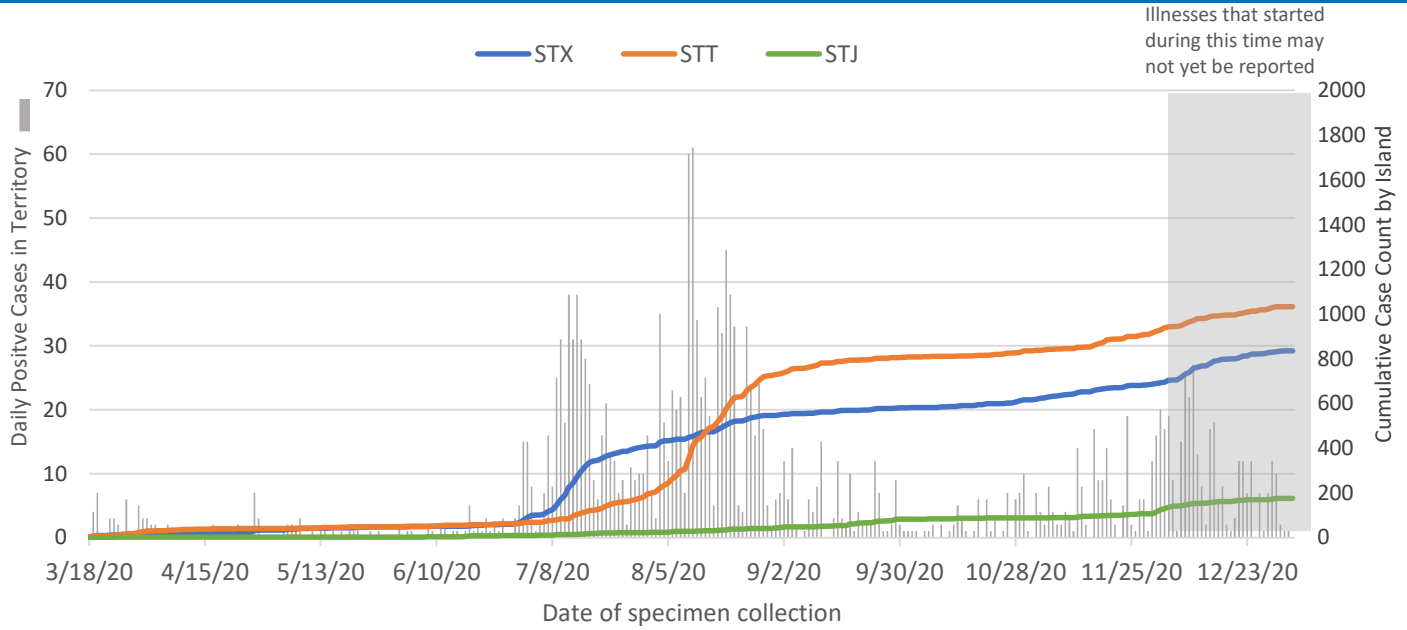
Table with 3 columns: Symptom, n, %. Rows include Cough, Fever*, Shortness of breath, Asymptomatic.

*Subjective fever or measured temp >=100.4°F

Rate of Positive Tests in the U.S. Virgin Islands Over Time



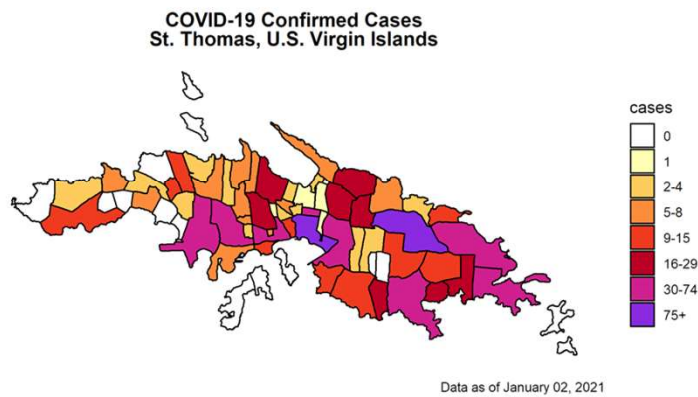
Confirmed COVID-19 cases in the U.S. Virgin Islands, N=2042



| St. Croix | | | |
|-----------|--------|--------|--------|
| | 02-Jan | 01-Jan | Change |
| Positive | 835 | 830 | ▲ 5 |
| Negative | 17498 | 17317 | ▲ 181 |
| Pending | 42 | 42 | ◀▶ 0 |

| STX positive status | |
|---------------------|-----|
| Active | 49 |
| Recovered | 779 |
| Fatality | 7 |

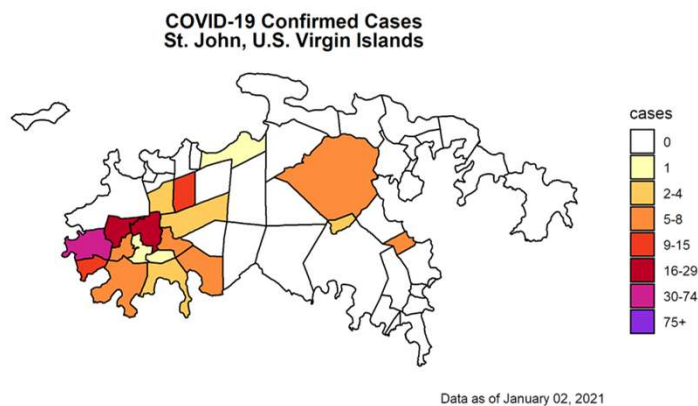
| STX risk factors | 02-Jan | 01-Jan | Change |
|---------------------|--------|--------|--------|
| Community | 200 | 197 | ▲ 3 |
| Close contact | 468 | 468 | ◀▶ 0 |
| Travel | 110 | 110 | ◀▶ 0 |
| Under investigation | 57 | 55 | ▲ 2 |



| St. Thomas & Water Island | | | |
|---------------------------|--------|--------|--------|
| | 02-Jan | 01-Jan | Change |
| Positive | 1032 | 1032 | ◀▶ 0 |
| Negative | 14764 | 14764 | ◀▶ 0 |
| Pending | 9 | 9 | ◀▶ 0 |

| STT positive status | |
|---------------------|-----|
| Active | 37 |
| Recovered | 980 |
| Fatality | 15 |

| STT risk factors | 02-Jan | 01-Jan | Change |
|---------------------|--------|--------|--------|
| Community | 430 | 430 | ◀▶ 0 |
| Close contact | 482 | 480 | ▲ 2 |
| Travel | 81 | 80 | ▲ 1 |
| Under investigation | 39 | 42 | ▼ -3 |



| St. John | | | |
|----------|--------|--------|--------|
| | 02-Jan | 01-Jan | Change |
| Positive | 175 | 174 | ▲ 1 |
| Negative | 2104 | 2095 | ▲ 9 |
| Pending | 4 | 3 | ▲ 1 |

| STJ positive status | |
|---------------------|-----|
| Active | 13 |
| Recovered | 161 |
| Fatality | 1 |

| STJ risk factors | 02-Jan | 01-Jan | Change |
|---------------------|--------|--------|--------|
| Community | 64 | 64 | ◀▶ 0 |
| Close contact | 81 | 81 | ◀▶ 0 |
| Travel | 21 | 21 | ◀▶ 0 |
| Under investigation | 9 | 8 | ▲ 1 |

ALL DATA ARE PROVISIONAL